




Adapters

Seal-Lok™ — O-Ring Face Seal

Triple-Lok® — 37° Flared

Pipe Fittings, Port Adapters, 45° Flared,
Pipe Swivel, Tube Adapters and Flanges

www.parker.com/tfd



www.parkerhose.com













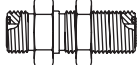
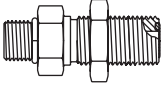

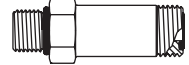








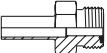





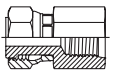
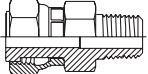
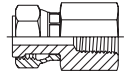

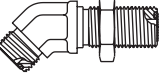

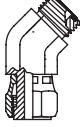



Hose A
Fittings 21 Series B
Parkrimp Crimping Equipment C
Hose Assembly Equipment D
Adapters E
Accessories F
Appendices G

Adapters

Table of Contents <small>(page 1 of 1)</small>	Page Number
Seal-Lok™ O-Ring Face Seal Tube Fittings	E-3
Triple-Lok® 37° Flare Tube Fittings and Adapters	E-27 – 28
Pipe Fittings and Port Adapters	E-57 – 58
Hydraulic Flanges	E-76
Thread Guides	E-86

Parker Fluid Connector adapters are a product of the Tube Fittings Division (TFD). The TFD base part number is shown in parenthesis (). Please contact TFD with any questions regarding all adapters except the SAE 45° Flare adapters. Tube Fittings Division's address and phone number is provided below, as well as in the footer of each page of this section.

Parker Hannifin Corporation
Tube Fittings Division
3885 Gateway Blvd.
Columbus, OH 43228
Phone: (614) 279-7070
Fax: (614) 279-7685
www.parker.com/tfd

	BL Tube Nut  E-5	BML Tube Nut - mm Hex  E-5	TPL Parflange Sleeve  E-5	TL Braze Sleeve  E-5	TL-Reducer Braze Reducer Sleeve  E-6
	WLNL Bulkhead Locknut  E-6	WLNML Blkhd Locknut - mm Hex  E-6	SBR (Inch and Metric) Braze Ring  E-7		HLO Union  E-7
WLO Bulkhead Union  E-8	WMLO Bulkhead Union - mm Hex  E-8	WF5OLO ORFS Blkhd / SAE-ORB  E-8	F5OLO ORFS / SAE-ORB  E-9		FF5OLO ORFS - Long / SAE-ORB  E-9
FLO ORFS / NPTF  E-9	GLO ORFS / NPTF  E-10	F87OMLO ORFS / ISO 6149  E-10	F42EDMLO ORFS / BSPP-ED  E-10	F82EDMLO ORFS / Metric-ED  E-10	LHP ORFS Flange Seal  E-11
MMLOHB3 ORFS / Braze - mm Hex  E-12	LOHB3 ORFS / Braze Socket  E-12	LOHT3 ORFS / Tube Weld  E-12		TRLON Tube End Reducer  E-12	LOHL6 Extender and Expander  E-13
HL6 ORFS Swivel Union  E-13	F65OL ORFS Swivel / SAE-ORB  E-13	G65L ORFS Swivel / SAE-ORB  E-13		F6L ORFS Swivel / NPTF  E-13	G6L ORFS Swivel / NPTF  E-13
	WNLO Bulkhead Union  E-14	WNMLO Bulkhead Union - mm Hex  E-14	V6LO ORFS Swivel Elbow  E-15	V5OLO ORFS / SAE-ORB  E-15	VLO ORFS / NPTF  E-15
	V87OMLO ORFS / ISO 6149  E-15				

Hose	A
Fittings 21 Series	B
Parkrimp Crimping Equipment	C
Hose Assembly Equipment	D
Adapters	E
Accessories	F
Appendices	G

Hose
A

Fittings
B

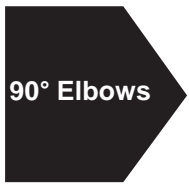
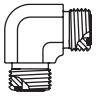
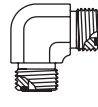
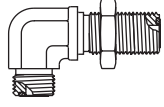
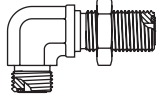
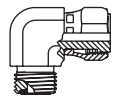
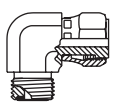
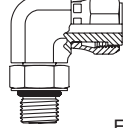
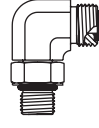
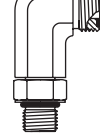
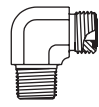
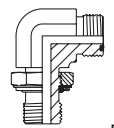
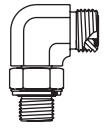

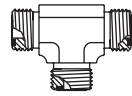
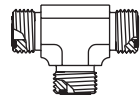
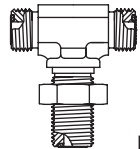
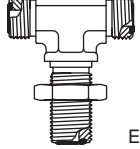
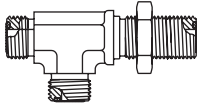
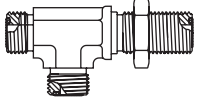
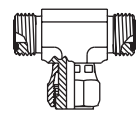
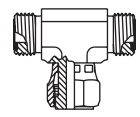
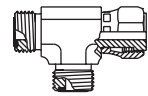
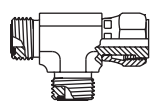
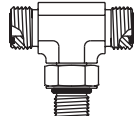
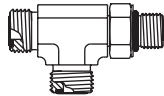
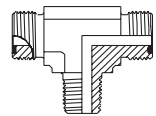
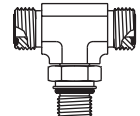
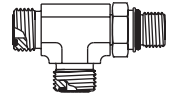

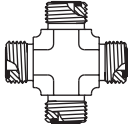
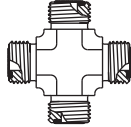





Parkrimp
Crimping
Equipment
C

Hose
Assembly
Equipment
D

Adapters
E

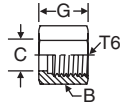
Accessories
F

Appendices
G

	ELO Union Elbow  E-16	EMLO Union Elbow - mm Hex  E-16	WELO Bulkhead Union  E-16	WEMLO Bulkhead Union - mm Hex  E-17	C6LO ORFS Swivel Elbow  E-17
	C6MLO Swivel Elbow - mm Hex  E-17	AOEL6 ORFS Swivel / SAE-ORB  E-17	C5OLO ORFS / SAE-ORB  E-18	CC5OLO ORFS / SAE-ORB - Long  E-18	CLO ORFS / NPTF  E-18
C8OMLO ORFS / Metric-ORR  E-19	C4OMLO ORFS / BSPP-ORR  E-20		JLO Union Tee  E-20	JMLO Union Tee - mm Hex  E-20	WJLO Bulkhead Branch  E-20
WJMLO Blkhd Branch - mm Hex  E-21	WJJLO Bulkhead Run  E-21	WJJMLO Bulkhead Run - mm Hex  E-22	S6LO ORFS Swivel Branch  E-22	S6MLO Swivel Branch - mm Hex  E-22	R6LO ORFS Swivel Run  E-23
R6MLO Swivel Run - mm Hex  E-23	S5OLO SAE-ORB Branch Tee  E-23	R5OLO SAE-ORB Run Tee  E-24	SLO NPTF Branch Tee  E-24	S87OMLO ISO 6149 Branch Tee  E-24	R87OMLO ISO 6149 Run Tee  E-25
	KLO Union Cross  E-25	KMLO Union Cross - mm Hex  E-25		PNLO ORFS Plug  E-26	PNMLO ORFS Plug - mm Hex  E-26
FNL ORFS Cap  E-26	FNML ORFS Cap - mm Hex  E-26				

BL

Tube Nut
ORFS



SAE 520110

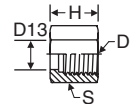
TUBE FITTING PART #	TUBE O.D. (in.)	T6 UNF/UNF-2B	B HEX (in.)	C (in.)	G (in.)	STANDARD From Stock		
						S	SS	B
4 BL	1/4	9/16-18	11/16	0.41	0.58	•	•	
6 BL	3/8	11/16-16	13/16	0.53	0.67	•	•	
8 BL	1/2	13/16-16	15/16	0.65	0.83	•	•	
10 BL	5/8	1-14	1 1/8	0.83	0.93	•	•	
12 BL	3/4	1 3/16-12	1 3/8	0.95	1.02	•	•	
12-14 BL	7/8	1 3/16-12	1 3/8	0.99	1.22	•		
14 BL*	7/8	1 5/16-12	1 1/2	1.08	1.04			
16 BL	1	1 7/16-12	1 5/8	1.14	1.10	•	•	
20 BL	1 1/4	1 11/16-12	1 7/8	1.42	1.10	•	•	
24 BL	1 1/2	2-12	2 1/4	1.73	1.10	•	•	
32 BL*	2	2 1/2-2	2 7/8	2.22	1.30	•	•	

* Sizes 14 and 32 are not included in SAE J1453.

** These tube nuts should not be exposed to annealing temperatures, such as furnace brazing. Contact the Tube Fittings Division for information on special nuts.

BML

Tube Nut – mm Hex
ORFS

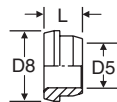


ISO 8434-3 NA
SAE 52M0110A

TUBE FITTING PART #	TUBE O.D.		D THREAD UN/UNF-2B	D13 DRILL (mm)	H (mm)	S HEX (mm)	STANDARD From Stock		
	(mm)	(in.)					S	SS	B
4BML	6	1/4	9/16-18	10.50	15.0	17	•	•	
6BML	8,10	3/8	11/16-16	13.55	17.0	22	•	•	
8BML	12	1/2	13/16-16	16.60	20.0	24	•	•	
10BML	14,15,16	5/8	1-14	21.10	24.0	30	•	•	
12BML	18,20	3/4	1 3/16-12	24.15	26.5	36	•	•	
16BML	22,25	1	1 7/16-12	29.10	27.5	41	•		
20BML	28,30,32	1 1/4	1 11/16-12	36.00	27.5	50	•		
24BML	35,38	1 1/2	2-12	44.00	27.5	60	•		

TPL

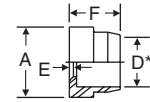
Parflange Sleeve for
Inch Tubing
ORFS Mechanically
Attachable Sleeve



TUBE FITTING PART #	TUBE O.D. (in.)	D8 DIA. (in.)	L (in.)	STANDARD From Stock		
				S	SS	B
4 TPL	1/4	0.50	0.30	•	•	
6 TPL	3/8	0.62	0.34	•	•	
8 TPL	1/2	0.74	0.42	•	•	
10 TPL	5/8	0.92	0.42	•	•	
12 TPL	3/4	1.09	0.47	•	•	
16 TPL	1	1.34	0.53	•	•	
20 TPL	1 1/4	1.59	0.52	•	•	
24 TPL	1 1/2	1.91	0.49	•	•	
32 TPL	2	2.39	0.54	•		

TL

Braze Sleeve for Inch Tubing
ORFS Silver Braze Sleeve



SAE 520115

TUBE FITTING PART #	TUBE O.D. (in.)	A DIA. (in.)	D* (in.)	E (in.)	F (in.)	STANDARD From Stock		
						S	SS	B
4 TL	1/4	0.50	0.26	0.04	0.37	•	•	
6 TL	3/8	0.62	0.38	0.04	0.37	•	•	
8 TL	1/2	0.75	0.51	0.04	0.37	•	•	
10 TL	5/8	0.92	0.63	0.06	0.41	•	•	
12 TL	3/4	1.10	0.76	0.06	0.55	•	•	
14 TL**	7/8	1.22	0.88	0.06	0.55			
16 TL	1	1.35	1.01	0.06	0.61	•	•	
20 TL	1 1/4	1.60	1.26	0.06	0.61	•	•	
24 TL	1 1/2	1.91	1.51	0.06	0.61	•	•	
32 TL**	2	2.41	2.01	0.06	0.65	•		

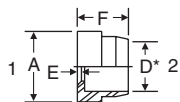
Unplated part, oil dipped for corrosion protection.

* D is for silver brazing.

** Sizes 14 and 32 are not included in SAE J1453.

TL-Reducer

Reducer Sleeve
ORFS Silver Braze Sleeve Reducer



SAE 520115

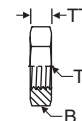
TUBE FITTING PART #	END SIZE		A (in.)	D (in.)	E (in.)	F (in.)	STANDARD From Stock		
	1 (in.)	2 (in.)					S	SS	B
6-4 TL	3/8	1/4	0.62	0.26	0.08	0.41	•	•	
8-4 TL	1/2	1/4	0.75	0.26	0.14	0.47	•	•	
8-6 TL	1/2	3/8	0.75	0.38	0.14	0.47	•	•	
10-4 TL	5/8	1/4	0.92	0.26	0.20	0.53	•		
10-6 TL	5/8	3/8	0.92	0.38	0.20	0.53	•		
10-8 TL	5/8	1/2	0.92	0.51	0.20	0.53	•		
12-4 TL	3/4	1/4	1.10	0.26	0.24	0.57	•	•	
12-6 TL	3/4	3/8	1.10	0.38	0.24	0.57	•		
12-8 TL	3/4	1/2	1.10	0.51	0.24	0.57	•		
12-10 TL	3/4	5/8	1.10	0.63	0.24	0.57	•		
12-14 TL	3/4	7/8	1.10	0.88	0.06	0.65	•		
16-8 TL	1	1/2	1.35	0.51	0.28	0.61	•		
16-10 TL	1	5/8	1.35	0.63	0.28	0.61	•		
16-12 TL	1	3/4	1.35	0.76	0.18	0.67	•	•	
16-14 TL	1	7/8	1.35	0.88	0.12	0.67	•		
20-12 TL	1 1/4	3/4	1.60	0.76	0.28	0.77	•		
20-16 TL	1 1/4	1	1.60	1.01	0.28	0.83	•	•	
24-16 TL	1 1/2	1	1.91	1.01	0.28	0.83	•		
24-20 TL	1 1/2	1 1/4	1.91	1.26	0.28	0.83	•	•	

Unplated part, oil dipped for corrosion protection.
* D is for silver brazing.

WLNL

Bulkhead Locknut

SAE 520118



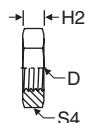
TUBE FITTING PART #	TUBE O.D. (in.)	T TUBE END UN/UNF-2B	B HEX (in.)	TT (in.)	STANDARD From Stock		
					S	SS	B
4 WLNL	1/4	9/16-18	13/16	0.27	•	•	
6 WLNL	3/8	11/16-16	1	0.32	•	•	
8 WLNL	1/2	13/16-16	1 1/8	0.35	•	•	
10 WLNL	5/8	1-14	1 5/16	0.41	•		
12 WLNL	3/4	1 3/16-12	1 1/2	0.41	•	•	
14 WLNL*	7/8	1 5/16-12	1 5/8	0.41			
16 WLNL	1	1 7/16-12	1 3/4	0.41	•		
20 WLNL	1 1/4	1 11/16-12	2	0.41	•		
24 WLNL	1 1/2	2-12	2 3/8	0.41	•		

* Size 14 is not included in SAE J1453.

WLMNL

Bulkhead Locknut – mm Hex

ISO 8434-3 BHLN
SAE 52M0118



TUBE FITTING PART #	TUBE O.D.		D TUBE END UN/UNF-2B	H2 (mm)	S4 HEX (mm)	STANDARD From Stock		
	(mm)	(in.)				S	SS	B
4WLNML	6	1/4	9/16-18	7.0	22	•		
6WLNML	8,10	3/8	11/16-16	8.0	27	•		
8WLNML	12	1/2	13/16-16	9.0	30	•		
10WLNML	14,15,16	5/8	1-14	10.5	36	•		
12WLNML	18,20	3/4	1 3/16-12	10.5	41	•		
16WLNML	22,25	1	1 7/16-12	10.5	46	•		
20WLNML	28,30,32	1 1/4	1 11/16-12	10.5	50	•		
24WLNML	35,38	1 1/2	2-12	10.5	60	•		

Hose
A

Fittings
21 Series
B

Parkrimp
Crimping
Equipment
C

Hose
Assembly
Equipment
D

Adapters
E

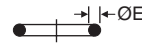
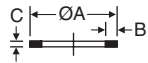
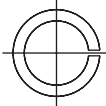
Accessories
F

Appendices
G



SBR

Silver Braze Ring for Inch Tubing

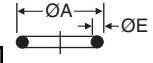
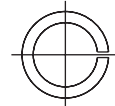


TUBE FITTING PART #	TUBE O.D. (in.)	A DIA. (in.)	B (in.)	C (in.)	E (in.)	STANDARD From Stock		
						S	SS	B
4 SBR	1/4	0.260	—	—	0.05	•	•	
6 SBR	3/8	0.390	0.07	0.03	—	•	•	
8 SBR	1/2	0.515	0.07	0.03	—	•	•	
10 SBR	5/8	0.640	0.07	0.03	—	•	•	
12 SBR	3/4	0.765	0.08	0.04	—	•	•	
14 SBR	7/8	0.890	—	—	0.06	•	•	
16 SBR	1	1.015	0.08	0.04	—	•	•	
20 SBR	1 1/4	1.265	0.08	0.04	—	•	•	
24 SBR	1 1/2	1.515	0.08	0.04	—	•	•	
32 SBR	2	2.015	—	—	0.09	•	•	

SBR recommended for steel or copper tubing.
SBR-SS recommended for stainless tubing, but can be used on steel tubing.
Contact the Tube Fittings Division for braze rings used in marine or special applications.

SBR

Silver Braze Ring for Metric Tubing

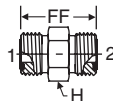


TUBE FITTING PART #	TUBE O.D. (mm)	A DIA. (mm)	E (mm)	STANDARD From Stock		
				S	SS	B
SBR 6mm	6	6.4	1.2	•	•	
SBR 8mm	8	8.4	1.2	•	•	
SBR 10mm	10	10.4	1.2	•	•	
SBR 12mm	12	12.4	1.2	•	•	
SBR 14mm	14	14.4	1.2	•	•	
SBR 15mm	15	15.4	1.2	•	•	
SBR 16mm	16	16.4	1.2	•	•	
SBR 18mm	18	18.4	1.2	•	•	
SBR 20mm	20	20.4	1.6	•	•	
SBR 22mm	22	22.4	1.6	•	•	
SBR 25mm	25	25.4	1.6	•	•	
SBR 28mm	28	28.4	1.6	•	•	
SBR 30mm	30	30.4	1.6	•	•	
SBR 32mm	32	32.4	1.6	•	•	
SBR 35mm	35	35.4	1.6	•	•	
SBR 38mm	38	38.4	1.6	•	•	
SBR 42mm	42	42.4	1.6	•	•	
SBR 50mm	50	50.4	2.4	•	•	

SBR recommended for steel or copper tubing.
SBR-SS recommended for stainless tubing, but can be used on steel tubing.
Contact the Tube Fittings Division for braze rings used in marine or special applications.

HLO

Union
ORFS / ORFS



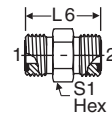
SAE 520101

TUBE FITTING PART #	END SIZE		FF (in.)	H HEX (in.)	STANDARD Dynamic Pressure (x 1,000 PSI)		
	1 (in.)	2 (in.)			S	SS	B
4 HLO	1/4	1/4	1.08	5/8	9.2	9.2	
6 HLO	3/8	3/8	1.22	3/4	9.2	9.2	
6-4 HLO	3/8	1/4	1.17	3/4	9.2		
8 HLO	1/2	1/2	1.39	7/8	9.2	9.2	
8-6 HLO	1/2	3/8	1.33	7/8	9.2		
10 HLO	5/8	5/8	1.68	1 1/16	6.0	6.0	
10-8 HLO	5/8	1/2	1.57	1 1/16	6.0		
12 HLO	3/4	3/4	1.85	1 1/4	6.0	6.0	
12-10 HLO	3/4	5/8	1.80	1 1/4	6.0		
14 HLO*	7/8	7/8	1.87	1 3/8			
16 HLO	1	1	1.94	1 1/2	6.0	6.0	
16-12 HLO	1	3/4	1.92	1 1/2	6.0		
20 HLO	1 1/4	1 1/4	2.02	1 3/4	6.0		
24 HLO	1 1/2	1 1/2	2.09	2 1/8	5.0	5.0	
32 HLO*	2	2	2.87	2 3/4	3.0		

* Sizes 14 and 32 are not included in SAE J1453.

HMLO

Union – mm Hex
ORFS / ORFS



ISO 8434-3 S
SAE 52M0101

TUBE FITTING PART #	END SIZE		L6 (mm)	S1 HEX (mm)	STANDARD Dynamic Pressure (x 1,000 PSI)		
	1 & 2 (mm)	(in.)			S	SS	B
4HMLO	6	1/4	27.5	14	9.2		
6HMLO	8,10	3/8	31.0	19	9.2		
8HMLO	12	1/2	35.5	22	9.2		
10HMLO	14,15,16	5/8	42.5	27	6.0		
12HMLO	18,20	3/4	47.0	32	6.0		
16HMLO	22,25	1	49.5	41	6.0		
20HMLO	28,30,32	1 1/4	51.5	46	6.0		
24HMLO	35,38	1 1/2	53.0	55	5.0		

Hose

A

Fittings
21 Series

B

Parkrimp
Crimping
Equipment

C

Hose
Assembly
Equipment

D

Adapters

E

Accessories

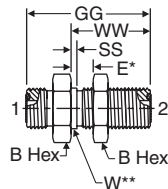
F

Appendices

G

WLO

Bulkhead Union
ORFS (all three ends)



TUBE FITTING PART #	END SIZE		B HEX (in.)	E MAX. (in.)	GG (in.)	SS (in.)	W DIA. (in.)	WW (in.)	STANDARD Dynamic Pressure (x 1,000 PSI)		
	1 (in.)	2 (in.)							S	SS	B
	4 WLO	1/4									
6 WLO	3/8	3/8	1	0.53	2.09	0.06	0.69	1.34	9.2	9.2	
8 WLO	1/2	1/2	1 1/8	0.53	2.30	0.06	0.81	1.44	9.2	9.2	
10 WLO	5/8	5/8	1 5/16	0.52	2.62	0.06	1.00	1.60	6.0		
12 WLO	3/4	3/4	1 1/2	0.50	2.72	0.06	1.19	1.64	6.0	6.0	
14 WLO*	7/8	7/8	1 5/8	0.51	2.76	0.06	1.31	1.66	6.0		
16 WLO	1	1	1 3/4	0.51	2.76	0.06	1.44	1.66	6.0	6.0	
20 WLO	1 1/4	1 1/4	2	0.51	2.76	0.06	1.69	1.66	6.0		
24 WLO	1 1/2	1 1/2	2 3/8	0.51	2.76	0.06	2.00	1.66	5.0		

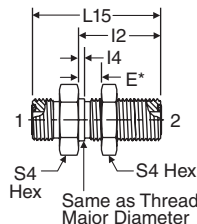
* Sizes 14 and 32 are not included in SAE J1453.

** W – Bulkhead pilot diameter. Recommended clearance hole is $W \pm 0.015"$.

WMLO

Bulkhead Union – mm Hex
ORFS / ORFS

ISO 8434-3 BHS
SAE 52M0601

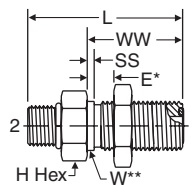


TUBE FITTING PART #	END SIZE		E (mm)	I 2 (mm)	I 4 (mm)	L15 (mm)	S4 HEX (mm)	STANDARD Dynamic Pressure (x 1,000 PSI)		
	1 & 2							S	SS	B
	(mm)	(in.)								
4WMLO	6	1/4	14	31.5	1.5	48.0	22	9.2		
6WMLO	8,10	3/8	14	34.0	1.5	53.0	27	9.2		
8WMLO	12	1/2	14	36.5	2.5	58.5	30	9.2		
10WMLO	14,15,16	5/8	14	40.5	2.5	66.5	36	6.0		
12WMLO	18,20	3/4	14	41.5	3.0	69.0	41	6.0		
16WMLO	22,25	1	14	42.0	3.0	70.0	46	6.0		
20WMLO	28,30,32	1 1/4	14	42.0	3.0	70.0	50	6.0		
24WMLO	35,38	1 1/2	14	42.0	3.0	70.0	60	5.0		

* E – Maximum bulkhead thickness.

WF5OLO

Straight Thread Bulkhead Connector
ORFS / SAE-ORB



TUBE FITTING PART #	END SIZE		E MAX. (in.)	H HEX (in.)	L (in.)	SS (in.)	W DIA. (in.)	WW (in.)	STANDARD Dynamic Pressure (x 1,000 PSI)		
	1 (in.)	2 UN/UNF-2A							S	SS	B
	4 WF5OLO	1/4									
4-6 WF5OLO	1/4	9/16-18	0.53	13/16	2.18	0.06	0.56	1.24	9.2		
6 WF5OLO	3/8	9/16-18	0.53	1	2.31	0.06	0.69	1.34	9.2		
8 WF5OLO	1/2	3/4-16	0.53	1 1/8	2.60	0.06	0.81	1.44	9.2		
10 WF5OLO	5/8	7/8-14	0.52	1 5/16	2.69	0.06	1.00	1.60	6.0		
12 WF5OLO	3/4	1 1/16-12	0.50	1 1/2	2.89	0.06	1.19	1.64	6.0		

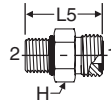
* E – Maximum bulkhead thickness.

** W – Bulkhead pilot diameter. Recommended clearance hole is $W + 0.015"$.



F5OLO

Straight Thread Connector
ORFS / SAE-ORB



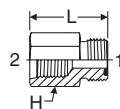
SAE 520120

TUBE FITTING PART #	END SIZE		H HEX (in.)	L5 (in.)	STANDARD Dynamic Pressure (x 1,000 PSI)		
	1 (in.)	2 UN/UNF-2A			S	SS	B
	4 F5OLO	1/4					
4-5 F5OLO	1/4	1/2-20	5/8	1.13	9.2		
4-6 F5OLO	1/4	9/16-18	3/4	1.20	9.2	9.2	
4-8 F5OLO	1/4	3/4-16	7/8	1.32	9.2		
6 F5OLO	3/8	9/16-18	3/4	1.25	9.2	9.2	
6-4 F5OLO	3/8	7/16-20	3/4	1.34	9.2	9.2	
6-5 F5OLO	3/8	1/2-20	3/4	1.22	9.2		
6-8 F5OLO	3/8	3/4-16	7/8	1.38	9.2	9.2	
6-10 F5OLO	3/8	7/8-14	1	1.53	9.2		
6-12 F5OLO	3/8	1 1/16-12	1 1/4	1.68	9.2		
8 F5OLO	1/2	3/4-16	7/8	1.44	9.2	9.2	
8-4 F5OLO	1/2	7/16-20	7/8	1.43	9.2		
8-6 F5OLO	1/2	9/16-18	7/8	1.47	6.0	9.2	
8-10 F5OLO	1/2	7/8-14	1	1.59	6.0		
8-12 F5OLO	1/2	1 1/16-12	1 1/4	1.75	6.0		
8-16 F5OLO	1/2	1 5/16-12	1 1/2	1.79	6.0		
10 F5OLO	5/8	7/8-14	1 1/16	1.70	6.0	6.0	
10-6 F5OLO	5/8	9/16-18	1 1/16	1.65	6.0		
10-8 F5OLO	5/8	3/4-16	1 1/16	1.78	6.0		
10-12 F5OLO	5/8	1 1/16-12	1 1/4	1.86	6.0		
10-16 F5OLO	5/8	1 5/16-12	1 1/2	1.90	6.0		
12 F5OLO	3/4	1 1/16-12	1 1/4	1.92	6.0	6.0	
12-8 F5OLO	3/4	3/4-16	1 1/4	1.91	6.0	6.0	
12-10 F5OLO	3/4	7/8-14	1 1/4	1.99	6.0	6.0	
12-16 F5OLO	3/4	1 5/16-12	1 1/2	1.96	6.0	6.0	
14 F5OLO *	7/8	1 3/16-12	1 3/8	1.91			
16 F5OLO	1	1 5/16-12	1 1/2	1.98	6.0	6.0	
16-10 F5OLO	1	7/8-14	1 1/2	2.04	6.0		
16-12 F5OLO	1	1 1/16-12	1 1/2	2.14	6.0		
16-20 F5OLO	1	1 5/8-12	1 7/8	2.06	6.0		
20 F5OLO	1 1/4	1 5/8-12	1 7/8	2.06	6.0	6.0	
20-16 F5OLO	1 1/4	1 5/16-12	1 7/8	2.28	6.0	6.0	
20-24 F5OLO	1 1/4	1 7/8-12	2 1/8	2.13	5.0		
24 F5OLO	1 1/2	1 7/8-12	2 1/8	2.13	5.0	5.0	
24-20 F5OLO	1 1/2	1 5/8-12	2 1/8	2.35	5.0		
32 F5OLO *	2	2 1/2-12	2 3/4	2.32	3.0		

* Sizes 14 and 32 are not included in SAE J1453.

G5LO

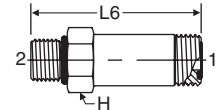
Female Straight Thread Connector
ORFS / SAE-ORB



TUBE FITTING PART #	END SIZE		H HEX (in.)	L (in.)	STANDARD Dynamic Pressure (x 1,000 PSI)		
	1 UN/UNF-2A	2 UN/UNF-2B			S	SS	B
	4 G5LO	9/16-18					
6-4 G5LO	11/16-16	7/16-20	3/4	1.08	6.0		
8-4 G5LO	13/16-16	7/16-20	7/8	0.78	6.0		

FF5OLO

Long Straight Thread Connector
ORFS-Long / SAE-ORB

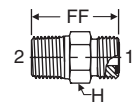


SAE 521720 (previously 520122)

TUBE FITTING PART #	END SIZE		H HEX (in.)	L6 (in.)	STANDARD Dynamic Pressure (x 1,000 PSI)		
	1 (in.)	2 UN/UNF-2A			S	SS	B
	4 FF5OLO	1/4					
6 FF5OLO	3/8	9/16-18	3/4	2.27	9.2		
8 FF5OLO	1/2	3/4-16	7/8	2.68	9.2	9.2	
10 FF5OLO	5/8	7/8-14	1 1/16	3.13	6.0		
12 FF5OLO	3/4	1 1/16-12	1 1/4	3.76	6.0		
16 FF5OLO	1	1 5/16-12	1 1/2	4.14	6.0		
20 FF5OLO	1 1/4	1 5/8-12	1 7/8	4.76	6.0		
24 FF5OLO	1 1/2	1 7/8-12	2 1/8	5.26	5.0		

FLO

Male Pipe Connector
ORFS / NPTF

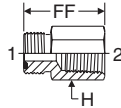


TUBE FITTING PART #	END SIZE		FF (in.)	H HEX (in.)	STANDARD Dynamic Pressure (x 1,000 PSI)		
	1 (in.)	2 NPTF			S	SS	B
	4 FLO	1/4					
4-4 FLO	1/4	1/4-18	1.26	5/8	6.0	6.0	
4-6 FLO	1/4	3/8-18	1.32	3/4	6.0	6.0	
4-8 FLO	1/4	1/2-14	1.52	7/8	6.0	6.0	
6 FLO	3/8	1/4-18	1.25	3/4	6.0	6.0	
6-6 FLO	3/8	3/8-18	1.34	3/4	6.0	6.0	
6-8 FLO	3/8	1/2-14	1.55	7/8	6.0	6.0	
8 FLO	1/2	3/8-18	1.48	7/8	6.0	6.0	
8-4 FLO	1/2	1/4-18	1.48	7/8	6.0	6.0	
8-8 FLO	1/2	1/2-14	1.64	7/8	6.0	6.0	
8-12 FLO	1/2	3/4-14	1.69	1 1/8	6.0	6.0	
10 FLO	5/8	1/2-14	1.82	1 1/16	6.0	6.0	
10-6 FLO	5/8	3/8-18	1.63	1 1/16	6.0		
10-12 FLO	5/8	3/4-14	1.82	1 1/8	5.5		
12 FLO	3/4	3/4-14	1.93	1 1/4	5.5	6.0	
12-8 FLO	3/4	1/2-14	1.93	1 1/4	6.0		
12-16 FLO	3/4	1-11 1/2	2.13	1 3/8	4.5		
14 FLO	7/8	3/4-14	2.00	1 3/8			
16 FLO	1	1-11 1/2	2.19	1 1/2	4.5	4.5	
16-12 FLO	1	3/4-14	2.00	1 1/2	5.5		
16-20 FLO	1	1 1/4-11 1/2	2.30	1 3/4	3.0		
20 FLO	1 1/4	1 1/4-11 1/2	2.30	1 7/8	3.0	4.0	
20-16 FLO	1 1/4	1-11 1/2	2.27	1 7/8	4.5		
24 FLO	1 1/2	1 1/2-11 1/2	2.40	2 1/8	3.0		
32 FLO	2	2-11 1/2	2.79	2 3/4		1.8	

Hose	A
Fittings 21 Series	B
Parkrimp Crimping Equipment	C
Hose Assembly Equipment	D
Adapters	E
Accessories	F
Appendices	G

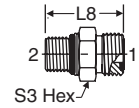
GLO

Female Pipe Connector
ORFS / Female Pipe



F87OMLO

Metric Straight Thread Connector
ORFS / ISO 6149



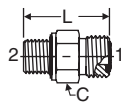
ISO 8434-3 SDS
SAE 52M0187

TUBE FITTING PART #	END SIZE		FF (in.)	H (in.)	STANDARD Dynamic Pressure (x 1,000 PSI)		
	1 (in.)	2 NPTF			S	SS	B
	1/4	1/4-18					
4-4 GLO	1/4	1/4-18	1.25	3/4	6.0	6.0	
6 GLO	3/8	1/4-18	1.30	3/4	6.0	6.0	
8-4 GLO	1/2	1/4-18	1.20	7/8	6.0	6.0	

TUBE FITTING PART #	END SIZE			L8 (mm)	S3 HEX (mm)	STANDARD Dynamic Pressure (x 1,000 PSI)		
	1		2			S	SS	B
	(mm)	(in.)	ISO 261					
4M12F87OMLO	6	1/4	M12x1.5	28.5	17	9.2		
4M14F87OMLO	6	1/4	M14x1.5	29.5	19			
6M12F87OMLO	8,10	3/8	M12x1.5	32.0	19	9.2		
6M14F87OMLO	8,10	3/8	M14x1.5	32.0	19	9.2		
6M16F87OMLO	8,10	3/8	M16x1.5	33.5	22	9.2		
6M18F87OMLO	8,10	3/8	M18x1.5	36.0	24	9.2		
8M14F87OMLO	12	1/2	M14x1.5	35.0	22	9.2		
8M16F87OMLO	12	1/2	M16x1.5	36.5	24	9.2		
8M18F87OMLO	12	1/2	M18x1.5	38.0	24	9.2		
8M22F87OMLO	12	1/2	M22x1.5	39.5	27	6.0		
8M27F87OMLO	12	1/2	M27x2	44.0	32	6.0		
10M18F87OMLO	14,15,16	5/8	M18x1.5	41.0	27	6.0		
10M22F87OMLO	14,15,16	5/8	M22x1.5	42.0	27	6.0		
10M27F87OMLO	14, 15, 16	5/8	M27x2	47.0	32	6.0		
12M22F87OMLO	18,20	3/4	M22x1.5	45.0	32	6.0		
12M27F87OMLO	18,20	3/4	M27x2	48.5	32	6.0		
12M33F87OMLO	18,20	3/4	M33x2	51.5	41			
16M33F87OMLO	22,25	1	M33x2	52.0	41	6.0		
20M38F87OMLO*	28,30,32	1 1/4	M38x2	53.0	46	6.0		
20M42F87OMLO	28,30,32	1 1/4	M42x2	54.5	50	5.0		
24M48F87OMLO	35,38	1 1/2	M48x2	57.0	55			

F42EDMLO

Male Connector – BSPP
(for ISO 1179-1 Port)
ORFS / BSPP-ED

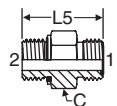


* M38X2 is not included in ISO 6149.

TUBE FITTING PART #	END SIZE			C HEX (mm)	L (mm)	STANDARD Dynamic Pressure (x 1,000 PSI)		
	1		2			S	SS	B
	(mm)	(in.)	BSPP					
4F42EDMLO	6	1/4	1/8 - 28	17	25.7	9.2	9.2	
4-4F42EDMLO	6	1/4	1/4 - 19	19	30.9	9.2		
4-6F42EDMLO	6	1/4	3/8 - 19	22	31.6	9.2		
4-8F42EDMLO	6	1/4	1/2 - 14	27	38.4	6.0		
6F42EDMLO	8,10	3/8	1/4 - 19	19	31.9	9.2	9.2	
6-2F42EDMLO	8,10	3/8	1/8 - 28	19	31.1	9.2		
6-6F42EDMLO	8,10	3/8	3/8 - 19	22	33.5	9.2		
6-8F42EDMLO	8,10	3/8	1/2 - 14	27	38.5	6.0	6.0	
6-12F42EDMLO	8,10	3/8	3/4 - 14	32	40.3	6.0		
8F42EDMLO	12	1/2	3/8 - 19	22	34.6	9.2	9.2	
8-4F42EDMLO	12	1/2	1/4 - 19	22	36.7	9.2		
8-8F42EDMLO	12	1/2	1/2 - 14	27	40.1	6.0	6.0	
8-12F42EDMLO	12	1/2	3/4 - 14	32	41.9	6.0		
10F42EDMLO	14,15,16	5/8	1/2 - 14	27	41.1	6.0	6.0	
10-6F42EDMLO	14,15,16	5/8	3/8 - 19	27	42.4	9.2		
10-12F42EDMLO	14,15,16	5/8	3/4 - 14	32	44.3	6.0		
10-16F42EDMLO	14,15,16	5/8	1 - 11	41	47.8			
12F42EDMLO	18,20	3/4	3/4 - 14	32	46.1	6.0	6.0	
12-8F42EDMLO	18,20	3/4	1/2 - 14	32	48.5	6.0		
12-16F42EDMLO	18,20	3/4	1 - 11	41	47.5	6.0		
12-20F42EDMLO	18,19,20	3/4	1 1/4 - 11	50	53.5			
16F42EDMLO	22,25	1	1 - 11	41	49.8	6.0		
16-12F42EDMLO	22,25	1	3/4 - 14	38	50.3	6.0		
16-20F42EDMLO	22,25	1	1 1/4 - 11	50	53.8	6.0		
16-24F42EDMLO	22,25	1	1 1/2 - 11	55	57.5	5.0		
20F42EDMLO	28,30,32	1 1/4	1 1/4 - 11	50	53.8	6.0		
20-16F42EDMLO	28,30,32	1 1/4	1 - 11	48	57.3	6.0		
20-24F42EDMLO	28,30,32	1 1/4	1 1/2 - 11	55	57.6	5.0		
24F42EDMLO	38	1 1/2	1 1/2 - 11	55	57.6	5.0		

F82EDMLO

Male Connector – Metric
(for ISO 9974-1 Port)
ORFS / Metric-ED



TUBE FITTING PART #	END SIZE			C HEX (mm)	L5 (mm)	STANDARD Dynamic Pressure (x 1,000 PSI)		
	1		2			S	SS	B
	(mm)	(in.)	Metric					
4M12F82EDMLO	6	1/4	M12x1.5	17	29.7	9.2		
6M14F82EDMLO	8, 10	3/8	M14x1.5	22	32.0	9.2		
6M16F82EDMLO	8,10	3/8	M16x1.5	22	32.0	9.2		
8M18F82EDMLO	12	1/2	M18x1.5	24	34.6	9.2		
10M22F82EDMLO	14,15,16	5/8	M22x1.5	27	41.1	6.0		
12M27F82EDMLO	18,20	3/4	M27x2	32	46.1	6.0		
16M33F82EDMLO	22,25	1	M33x2	41	49.8	6.0		
20M42F82EDMLO	28,30,32	1 1/4	M42x2	50	53.8	5.0		

Hose
A

Fittings
21 Series
B

Parkrimp
Crimping
Equipment
C

Hose
Assembly
Equipment
D

Adapters
E

Accessories
F

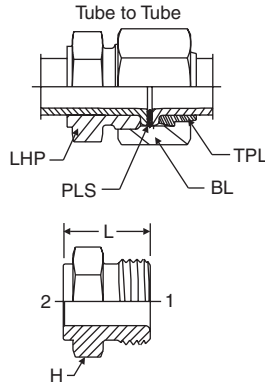
Appendices
G

LHP

Flange - Seal Connector
Tube-to-Tube

TUBE FITTING PART #	END SIZE 1 & 2 (in.)	H HEX (in.)	L (in.)	Max. Tube Wall Thickness (in.)	STANDARD Dynamic Pressure (x 1,000 PSI)		
					S	SS	B
					4 LHP	1/4	5/8
6 LHP	3/8	3/4	0.69	0.065	5.0		
8 LHP	1/2	7/8	0.79	0.095	5.5		
10 LHP	5/8	1 1/16	0.95	0.095	4.5		
12 LHP	3/4	1 1/4	1.00	0.120	4.5		
16 LHP	1	1 1/2	1.02	0.120	3.5		

See page O3 of Catalog 4300 for the required PLS bonded seal.
For availability of Parflange tooling, please contact the Tube Fittings Division.

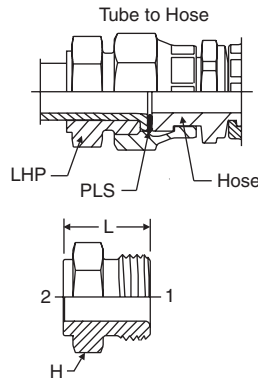


LHP

Flange - Seal Connector
Tube-to-Hose

TUBE FITTING PART #	END SIZE 1 & 2 (in.)	H HEX (in.)	L (in.)	Max. Tube Wall Thickness (in.)	STANDARD Dynamic Pressure (x 1,000 PSI)		
					S	SS	B
					4 LHP	1/4	5/8
6 LHP	3/8	3/4	0.69	0.083	6.0		
8 LHP	1/2	7/8	0.79	0.120	6.0		
10 LHP	5/8	1 1/16	0.95	0.120	6.0		
12 LHP	3/4	1 1/4	1.00	0.134	5.5		
16 LHP	1	1 1/2	1.02	0.120	3.5		

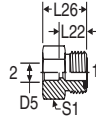
See page O3 of Catalog 4300 for the required PLS bonded seal.
For availability of Parflange tooling, please contact the Tube Fittings Division.



A	Hose
B	Fittings 21 Series
C	Parkrimp Crimping Equipment
D	Hose Assembly Equipment
E	Adapters
F	Accessories
G	Appendices

MMLOHB3

Braze Connector
ORFS / Braze Socket



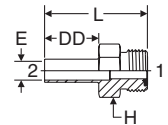
ISO 8434-3 BRS
SAE 52M0104

TUBE FITTING PART #	END SIZE		D5 TUBE SOCKET (mm)	L22 (mm)	L26 (mm)	S1 HEX (mm)	STANDARD Dynamic Pressure (x 1,000 PSI)			
	1	2					S	SS	B	
	(mm)	(in.)								
4-6MMLOHB3	6	1/4	6	6.15	13.5	22.0	17	9.2		
4-8MMLOHB3	6	1/4	8	8.15	13.5	22.0	17	9.2		
6-10MMLOHB3	8, 10	3/8	10	10.15	14.5	23.0	19	9.2		
8-12MMLOHB3	12	1/2	12	12.15	16.0	24.5	22	9.2		
10-16MMLOHB3	14, 15, 16	5/8	16	16.15	19.0	27.5	27	6.0		
12-20MMLOHB3	18, 20	3/4	20	20.18	21.0	33.5	32	6.0		
16-25MMLOHB3	22, 25	1	25	25.18	24.5	38.5	41	6.0		
20-30MMLOHB3	28, 30, 32	1 1/4	30	30.20	24.5	38.5	46	6.0		
24-38MMLOHB3	35, 38	1 1/2	38	38.20	24.5	38.5	55	5.0		

* D5 is for silver brazing. Standard steel parts are not recommended for welding.

LOHT3

Tube Stub Connector
ORFS / Tube Weld

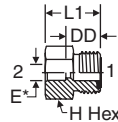


TUBE FITTING PART #	END SIZE		DD (in.)	E DIA. (in.)	H HEX (in.)	L (in.)	STANDARD Dynamic Pressure (x 1,000 PSI)		
	1	2					S	SS*	B
	(in.)	(in.)							
4 LOHT3	1/4	1/4	0.88	0.25	5/8	1.58		•	
6 LOHT3	3/8	3/8	0.88	0.38	3/4	1.67		•	
8 LOHT3	1/2	1/2	1.00	0.50	7/8	1.89		•	
12 LOHT3	3/4	3/4	1.16	0.75	1 1/4	2.35		•	
16 LOHT3	1	1	1.13	1.00	1 1/2	2.40		•	

* Contact Tube Fittings Division for pressure ratings.

LOHB3

Braze Connector
ORFS / Braze Socket



SAE 520104

TUBE FITTING PART #	END SIZE		DD (in.)	E* DIA. (in.)	H HEX (in.)	L1 (in.)	STANDARD Dynamic Pressure (x 1,000 PSI)		
	1	2					S	SS	B
	(in.)	(in.)							
4 LOHB3	1/4	1/4	0.52	0.26	5/8	0.86	9.2		
4-6 LOHB3	1/4	3/8	0.52	0.38	5/8	0.86	9.2		
6 LOHB3	3/8	3/8	0.56	0.38	3/4	0.90	9.2		
6-4 LOHB3	3/8	1/4	0.56	0.26	3/4	0.90	9.2		
6-8 LOHB3	3/8	1/2	0.56	0.51	3/4	0.90	9.2		
8 LOHB3	1/2	1/2	0.63	0.51	7/8	0.97	9.2		
8-4 LOHB3	1/2	1/4	0.64	0.26	7/8	0.97	9.2		
8-6 LOHB3	1/2	3/8	0.63	0.38	7/8	0.97	9.2		
8-10 LOHB3	1/2	5/8	0.63	0.63	7/8	0.97	6.0		
8-12 LOHB3	1/2	3/4	0.67	0.76	1 1/16	1.16	6.0		
10 LOHB3	5/8	5/8	0.73	0.63	1 1/16	1.07	6.0		
10-6 LOHB3	5/8	3/8	0.73	0.38	1 1/16	1.07	6.0		
10-8 LOHB3	5/8	1/2	0.73	0.51	1 1/16	1.07	6.0		
10-12 LOHB3	5/8	3/4	0.74	0.76	1 1/16	1.23	6.0		
12 LOHB3	3/4	3/4	0.83	0.76	1 1/4	1.32	6.0		
12-8 LOHB3	3/4	1/2	0.83	0.51	1 1/4	1.16	6.0		
12-10 LOHB3	3/4	5/8	0.83	0.63	1 1/4	1.16	6.0		
12-16 LOHB3	3/4	1	0.83	1.01	1 1/2	1.38	6.0		
14 LOHB3**	7/8	7/8	0.97	0.88	1 3/8	1.52			
16 LOHB3	1	1	0.97	1.01	1 1/2	1.52	6.0		
16-8 LOHB3	1	1/2	0.97	0.51	1 1/2	1.30	6.0		
16-12 LOHB3	1	3/4	0.97	0.76	1 1/2	1.46	6.0		
16-20 LOHB3	1	1 1/4	0.97	1.26	1 3/4	1.52	6.0		
20 LOHB3	1 1/4	1 1/4	0.97	1.26	1 3/4	1.52	6.0		
20-16 LOHB3	1 1/4	1	0.97	1.01	1 3/4	1.52	6.0		
20-24 LOHB3	1 1/4	1 1/2	0.97	1.51	2 1/8	1.52	5.0		
24 LOHB3	1 1/2	1 1/2	0.97	1.51	2 1/8	1.52	5.0		
24-20 LOHB3	1 1/2	1 1/4	0.97	1.26	2 1/8	1.52	5.0		

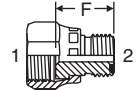
* E is for silver brazing. Standard steel parts are not recommended for welding.

** Size 14 is no included in SAE J1453.

TRLON

Tube End Reducer
ORFS Swivel / ORFS Tube End

SAE 520123 (body only)
SAE 520123A (body with large nut)

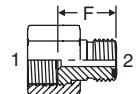


* Assembled with Crimp Nut

TUBE FITTING PART #	END SIZE		F (in.)	STANDARD Dynamic Pressure (x 1,000 PSI)	
	1	2		S	SS
	(in.)	(in.)			
6-4 TRLON*	3/8	1/4	0.77	9.2	9.2
8-4 TRLON**	1/2	1/4	0.86	9.2	9.2
8-6 TRLON*	1/2	3/8	0.88	9.2	9.2
10-4 TRLON**	5/8	1/4	0.90	6.0	
10-6 TRLON**	5/8	3/8	0.95	6.0	
10-8 TRLON**	5/8	1/2	1.02	6.0	6.0
12-4 TRLON**	3/4	1/4	0.98	6.0	
12-6 TRLON**	3/4	3/8	1.03	6.0	6.0
12-8 TRLON**	3/4	1/2	1.09	6.0	6.0
12-10 TRLON*	3/4	5/8	1.16	6.0	
16-8 TRLON**	1	1/2	1.15	6.0	6.0
16-10 TRLON**	1	5/8	1.26	6.0	
16-12 TRLON*	1	3/4	1.30	6.0	6.0
20-12 TRLON**	1 1/4	3/4	1.32	5.0	5.0
20-16 TRLON*	1 1/4	1	1.51	5.0	
24-16 TRLON**	1 1/2	1	1.23	4.0	4.0
24-20 TRLON**	1 1/2	1 1/4	1.35	4.0	
32-20 TRLON**	2	1 1/4	1.42	3.0	
32-24 TRLON**	2	1 1/2	1.42	3.0	

* Assembled with crimp nut.

** Assembled with large BL nut. To order reducer without large nut, remove the "N" from the part number (i.e., TRL0).



** Assembled with Large BL Nut

Hose

A

Fittings
21 Series

B

Parkrimp
Crimping
Equipment

C

Hose
Assembly
Equipment

D

Adapters

E

Accessories

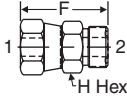
F

Appendices

G

LOHL6

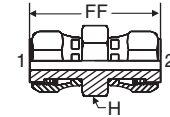
Tube End Extender / Expander
ORFS / ORFS Swivel



TUBE FITTING PART #	END SIZE		F (in.)	H HEX (in.)	STANDARD Dynamic Pressure (x 1,000 PSI)		
	1 (in.)	2 UN/UNF-2A			S	SS	B
	4 LOHL6	1/4					
6 LOHL6	3/8	11/16	1.44	3/4	9.2		
6-4 LOHL6	3/8	11/16-16	1.37	3/4	9.2		
8 LOHL6	1/2	13/16-16	1.67	7/8	9.2		
8-6 LOHL6	1/2	13/16-16	1.52	7/8	9.2		
10-8 LOHL6	5/8	1-14	1.81	1 1/16	6.0		
12-10 LOHL6	3/4	1 3/16-12	1.99	1 1/4	6.0		
16-12 LOHL6	1	1 7/16-12	2.16	1 1/2	6.0		
20-16 LOHL6	1 1/4	1 11/16-12	2.28	1 3/4	5.0		
24-20 LOHL6	1 1/2	2-12	2.35	2 1/8	4.0		

HL6

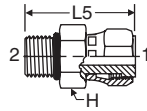
Swivel Nut Union
ORFS Swivel / ORFS Swivel



TUBE FITTING PART #	END SIZE		FF (in.)	H HEX (in.)	STANDARD Dynamic Pressure (x 1,000 PSI)		
	1 (in.)	2 (in.)			S	SS	B
	4 HL6	1/4					
6 HL6	3/8	3/8	1.77	3/4	9.2		
8 HL6	1/2	1/2	2.12	7/8	9.2		
10 HL6	5/8	5/8	2.42	1 1/16	6.0		
12 HL6	3/4	3/4	2.74	1 1/4	6.0		
16 HL6	1	1	2.95	1 7/16	6.0		
20 HL6	1 1/4	1 1/4	3.12	1 3/4			
24 HL6	1 1/2	1 1/2	3.33	2 1/8			

F65OL

Straight Thread Swivel Connector
ORFS Swivel / SAE-ORB

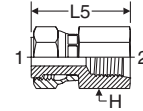


SAE 520181

TUBE FITTING PART #	END SIZE		H HEX (in.)	L5 (in.)	STANDARD Dynamic Pressure (x 1,000 PSI)		
	1 (in.)	2 UN/UNF-2A			S	SS	B
	4 F65OL	1/4					
6 F65OL	3/8	9/16-18	3/4	1.58	9.2		
8 F65OL	1/2	3/4-16	7/8	1.95	9.2		
10 F65OL	5/8	7/8-14	1 1/16	2.13	6.0		
12 F65OL	3/4	1 1/16-12	1 1/4	2.34	6.0		
16 F65OL	1	1 5/16-12	1 1/2	2.66	6.0		
20 F65OL	1 1/4	1 5/8-12	1 3/4	2.66	5.0		

G65L

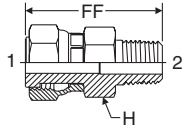
Straight Thread Swivel
Female Connector
ORFS Swivel / SAE-ORB



TUBE FITTING PART #	END SIZE		H HEX (in.)	L5 (in.)	STANDARD Dynamic Pressure (x 1,000 PSI)		
	1 (in.)	2 UN/UNF-2B			S	SS	B
	4 G65L	1/4					
4-6 G65L	1/4	9/16-18	13/16	1.45	6.0	6.0	
6-4 G65L	3/8	7/16-20	3/4	1.51	6.0	6.0	
8-4 G65L	1/2	7/16-20	7/8	1.57	6.0	6.0	
8-6 G65L	1/2	9/16-18	7/8	1.60	6.0	6.0	
12 G65L	3/4	1 1/16-12	1 3/8	2.27	4.2	4.2	
16-4 G65L	1	7/16-20	1 3/8	1.55	6.0	6.0	
24-4 G65L	2	7/16-20	2	1.84	4.0	4.0	

F6L

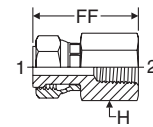
Pipe Thread Swivel
Connector
ORFS Swivel / NPTF



TUBE FITTING PART #	END SIZE		FF (in.)	H HEX (in.)	STANDARD Dynamic Pressure (x 1,000 PSI)		
	1 (in.)	2 NPTF			S	SS	B
	4 F6L	1/4					
4-4 F6L	1/4	1/4-18	1.52	5/8	6.0		
6 F6L	3/8	1/4-18	1.69	3/4	6.0		
6-6 F6L	3/8	3/8-18	1.67	3/4	6.0		
8 F6L	1/2	3/8-18	1.95	3/4	6.0		
8-8 F6L	1/2	1/2-14	2.14	7/8	6.0		
10 F6L	5/8	1/2-14	2.29	1 1/16	6.0		
12 F6L	3/4	3/4-14	2.37	1 1/4	5.5		
16 F6L	1	1-11 1/2	2.87	1 1/2	4.5		

G6L

Female Pipe Thread Swivel
Connector
ORFS Swivel / NPTF



TUBE FITTING PART #	END SIZE		FF (in.)	H (in.)	STANDARD Dynamic Pressure (x 1,000 PSI)		
	1 (in.)	2 NPTF			S	SS	B
	4-4 G6L	1/4					
6 G6L	3/8	1/4-18	1.60	7/8	6.0		
8-4 G6L	1/2	1/4-18	1.75	7/8	6.0		

Hose	A
Fittings 21 Series	B
Parkrimp Crimping Equipment	C
Hose Assembly Equipment	D
Adapters	E
Accessories	F
Appendices	G

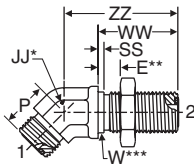
Hose

A

WNLO

45° Bulkhead Union Elbow
ORFS / ORFS

SAE 520801



Fittings
21 Series

B

TUBE FITTING PART #	END SIZE		E MAX. (in.)	JJ (in.)	P (in.)	SS (in.)	W DIA. (in.)	WW (in.)	ZZ (in.)	STANDARD Dynamic Pressure (x 1,000 PSI)		
	1 (in.)	2 (in.)								S	SS	B
	4 WNLO	1/4								1/4	0.53	9/16
6 WNLO	3/8	3/8	0.53	3/4	0.74	0.06	0.69	1.34	1.91	9.2		
8 WNLO	1/2	1/2	0.53	3/4	0.80	0.06	0.81	1.44	2.01	9.2		
10 WNLO	5/8	5/8	0.52	1 1/16	0.92	0.06	1.00	1.60	2.23	6.0		
12 WNLO	3/4	3/4	0.50	1 3/16	1.02	0.06	1.19	1.64	2.39	6.0		
16 WNLO	1	1	0.51	1 7/16	1.18	0.06	1.44	1.66	2.57	6.0		
20 WNLO	1 1/4	1 1/4	0.51	1 5/8	1.26	0.06	1.69	1.66	2.64	5.0		
24 WNLO	1 1/2	1 1/2	0.51	1 7/8	1.45	0.06	2.00	1.66	2.64	4.0		

* JJ – Across wrench flats.

** E – Maximum bulkhead thickness.

*** W – Bulkhead pilot diameter. Recommended clearance hole is W + 0.015".

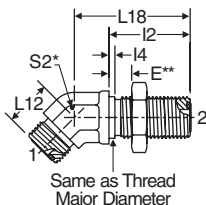
Parkrimp
Crimping
Equipment

C

WNMLO

45° Bulkhead Union Elbow – mm Hex
ORFS / ORFS

ISO 8434-3 BHE45
SAE 52M0801



Hose
Assembly
Equipment

D

TUBE FITTING PART #	END SIZE		E (mm)	I 2 (mm)	I 4 (mm)	L12 (mm)	L18 (mm)	S2 (mm)	STANDARD Dynamic Pressure (x 1,000 PSI)		
	1 (mm)	2 (in.)							S	SS	B
	4WNMLO	6							1/4	14	31.5
6WNMLO	8,10	3/8	14	34.0	1.5	19.0	48.5	19			
8WNMLO	12	1/2	14	36.5	2.5	20.5	51.0	19			
10WNMLO	14,15,16	5/8	14	40.5	2.5	23.5	56.5	27	6.0		
12WNMLO	18,20	3/4	14	41.5	3.0	26.0	60.5	30			
16WNMLO	22,25	1	14	42.0	3.0	30.0	65.0	36			
20WNMLO	28,30,32	1 1/4	14	42.0	3.0	32.0	67.0	41	5.0		
24WNMLO	35,38	1 1/2	14	42.0	3.0	37.0	67.0	50	4.0		

* S2 – Across Wrench Flats.

** E – Maximum bulkhead thickness.

Adapters

E

Accessories

F

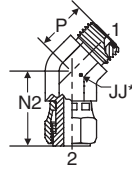
Appendices

G



V6LO

45° Swivel Nut Elbow
ORFS / ORFS Swivel

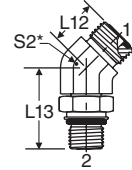


* JJ – Across Wrench Flats

TUBE FITTING PART #	END SIZE		JJ (in.)	N2 (in.)	P (in.)	STANDARD Dynamic Pressure (x 1,000 PSI)			
	1 & 2 (in.)						S	SS	B
	4 V6LO	1/4				9/16	0.99	0.63	9.2
6 V6LO	3/8	3/4	1.12	0.74	9.2				
8 V6LO	1/2	3/4	1.49	0.80	9.2				
10 V6LO	5/8	1 1/16	1.53	0.92	6.0				
12 V6LO	3/4	1 3/16	1.73	1.02	6.0				
16 V6LO	1	1 7/16	1.87	1.18	6.0				
20 V6LO	1 1/4	1 5/8	1.98	1.26	5.0				
24 V6LO	1 1/2	1 7/8	2.06	1.45	4.0				

V87OMLO

45° Metric Straight Thread Elbow
ORFS / ISO 6149



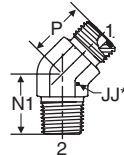
* S2 – Across Hex Flats

ISO 8434-3 SDE45
SAE 52M0387

TUBE FITTING PART #	END SIZE		L12 (mm)	L13 (mm)	S2 (mm)	STANDARD Dynamic Pressure (x 1,000 PSI)			
	1 (mm)	2 (in.)				ISO 261	S	SS	B
	4M12V87OMLO	6				1/4	M12x1.5	16.0	30.0
4M14V87OMLO	6	1/4	M14x1.5	18.0	31.5	17			
6M16V87OMLO	8,10	3/8	M16x1.5	19.0	33.5	17	6.0		
8M18V87OMLO	12	1/2	M18x1.5	20.5	37.0	19	6.0		
10M22V87OMLO	14,15,16	5/8	M22x1.5	23.5	44.0	27	6.0		
12M27V87OMLO	18,20	3/4	M27x2	26.0	50.5	27	6.0		
16M33V87OMLO	22,25	1	M33x2	30.0	52.5	36	5.0		
20M42V87OMLO	28,30,32	1 1/4	M42x2	32.0	54.0	41	4.0		
24M48V87OMLO	35,38	1 1/2	M48x2	37.0	56.5	50			

VLO

45° Male Elbow
ORFS / NPTF

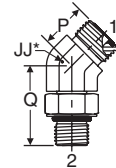


* JJ – Across Wrench Flats

TUBE FITTING PART #	END SIZE		JJ (in.)	N1 (in.)	P (in.)	STANDARD Dynamic Pressure (x 1,000 PSI)		
	1 (in.)	2 NPTF						
	4 VLO	1/4				1/8-27	9/16	0.64
4-4 VLO	1/4	1/4-18	9/16	0.86	0.68	6.0		
6 VLO	3/8	1/4-18	3/4	0.87	0.74	6.0		
6-6 VLO	3/8	3/8-18	3/4	0.87	0.74	6.0		
8 VLO	1/2	3/8-18	3/4	0.95	0.80	6.0		
8-8 VLO	1/2	1/2-14	7/8	1.17	0.86	6.0		
10 VLO	5/8	1/2-14	1 1/16	1.17	0.92	6.0		
12 VLO	3/4	3/4-14	1 5/16	1.30	1.02	4.0		
16 VLO	1	1-11 1/2	1 7/16	1.48	1.18	3.0		
20 VLO	1 1/4	1 1/4-11 1/2	1 5/8	1.67	1.26	2.5		

V5OLO

45° Straight Thread Elbow
ORFS / SAE-ORB



* JJ – Across Hex Flats

SAE 520320

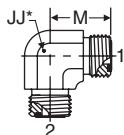
TUBE FITTING PART #	END SIZE		JJ (in.)	P (in.)	Q (in.)	STANDARD Dynamic Pressure (x 1,000 PSI)		
	1 (in.)	2 UN/UNF-2A				S	SS	B
	4 V5OLO	1/4				7/16-20	9/16	0.63
4-6 V5OLO	1/4	9/16-18	3/4	0.68	1.30	6.0		
6 V5OLO	3/8	9/16-18	3/4	0.74	1.30	6.0	6.0	
6-4 V5OLO	3/8	7/16-20	3/4	0.74	1.22	6.0		
6-8 V5OLO	3/8	3/4-16	3/4	0.74	1.43	6.0		
8 V5OLO	1/2	3/4-16	3/4	0.80	1.43	6.0	6.0	
8-6 V5OLO	1/2	9/16-18	3/4	0.80	1.27	6.0		
8-10 V5OLO	1/2	7/8-14	3/4	0.82	1.76	6.0		
10 V5OLO	5/8	7/8-14	1 1/16	0.92	1.76	6.0	6.0	
10-8 V5OLO	5/8	3/4-16	1 1/16	0.92	1.59	6.0		
10-12 V5OLO	5/8	1 1/16-12	1 3/16	0.96	1.97	6.0		
12 V5OLO	3/4	1 1/16-12	1 3/16	1.02	1.97	6.0		
12-10 V5OLO	3/4	7/8-14	1 3/16	1.02	1.81	6.0	6.0	
12-16 V5OLO	3/4	1 5/16-12	1 7/16	1.16	2.06	5.5		
14 V5OLO**	7/8	1 3/16-12	1 5/16	1.18	2.03			
16 V5OLO	1	1 5/16-12	1 7/16	1.18	2.06	5.5		
16-10 V5OLO	1	7/8-14	1 7/16	1.18	1.89	6.0		
16-12 V5OLO	1	1 1/16-12	1 7/16	1.18	2.03	6.0		
16-20 V5OLO	1	1 5/8-12	1 5/8	1.26	2.11	4.0		
20 V5OLO	1 1/4	1 5/8-12	1 5/8	1.26	2.11	4.0	4.0	
24 V5OLO	1 1/2	1 7/8-12	1 7/8	1.45	2.11	4.0		

**Size 14 is not included in SAE J1453.

Hose
A

ELO
Union Elbow
ORFS / ORFS

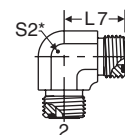
SAE 520201



* JJ – Across Wrench Flats

EMLO
Union Elbow – mm Hex
ORFS / ORFS

ISO 8434-3 E
SAE 52M0201



* S2 – Across Hex Flats

Fittings
21 Series
B

TUBE FITTING PART #	END SIZE		JJ (in.)	M (in.)	STANDARD Dynamic Pressure (x 1,000 PSI)		
	1 (in.)	2 (in.)			S	SS	B
	4 ELO	1/4			1/4	9/16	0.85
6 ELO	3/8	3/8	3/4	0.98	9.2	9.2	
8 ELO	1/2	1/2	3/4	1.10	9.2	9.2	
10 ELO	5/8	5/8	1 1/16	1.31	6.0		
12 ELO	3/4	3/4	1 3/16	1.47	6.0	6.0	
14 ELO*	7/8	7/8	1 5/16	1.63			
16 ELO	1	1	1 7/16	1.64	6.0		
20 ELO	1 1/4	1 1/4	1 5/8	1.76	5.0		
24 ELO	1 1/2	1 1/2	1 7/8	1.92	4.0	4.0	
32 ELO*	2	2	2 1/2	2.76	3.0		

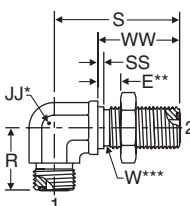
* Sizes 14 and 32 are not included in SAE J1453.

TUBE FITTING PART #	END SIZE		L7 (mm)	S2 (mm)	STANDARD Dynamic Pressure (x 1,000 PSI)		
	1 & 2				S	SS	B
	(mm)	(in.)			(mm)	(mm)	(mm)
4EMLO	6	1/4	21.5	14	9.2		
6EMLO	8,10	3/8	25.0	19	9.2		
8EMLO	12	1/2	28.0	19	9.2		
10EMLO	14,15,16	5/8	33.5	27	6.0		
12EMLO	18,20	3/4	37.5	30	6.0		
16EMLO	22,25	1	41.5	36	6.0		
20EMLO	28,30,32	1 1/4	44.5	41	5.0		
24EMLO	35,38	1 1/2	49.0	50	4.0		

Parkrimp Crimping Equipment
C

WELO
Bulkhead Union Elbow
ORFS / ORFS

SAE 520701



Hose Assembly Equipment
D

TUBE FITTING PART #	END SIZE		E MAX. (in.)	JJ (in.)	R (in.)	S (in.)	SS (in.)	W (in.)	WW (in.)	STANDARD Dynamic Pressure (x 1,000 PSI)		
	1 (in.)	2 (in.)								S	SS	B
	4 WELO	1/4								1/4	0.53	9/16
6 WELO	3/8	3/8	0.53	3/4	1.02	2.05	0.06	0.69	1.34	9.2		
8 WELO	1/2	1/2	0.53	3/4	1.14	2.18	0.06	0.81	1.44	9.2		
10 WELO	5/8	5/8	0.52	1 1/16	1.36	2.48	0.06	1.00	1.60	6.0		
12 WELO	3/4	3/4	0.50	1 3/16	1.52	2.65	0.06	1.19	1.64	6.0		
14 WELO****	7/8	7/8	0.51	1 7/16	1.67	2.80	0.06	1.31	1.66			
16 WELO	1	1	0.51	1 7/16	1.67	2.80	0.06	1.44	1.66	6.0		
20 WELO	1 1/4	1 1/4	0.51	1 5/8	1.79	2.97	0.06	1.69	1.66	5.0		
24 WELO	1 1/2	1 1/2	0.51	1 7/8	1.95	3.13	0.06	2.00	1.66	4.0		

* JJ – Across wrench flats.

** E – Maximum bulkhead thickness.

*** W – Bulkhead pilot diameter. Recommended clearance hole is W + 0.015".

**** Size 14 is not included in SAE J1453.

Adapters
E

Accessories
F

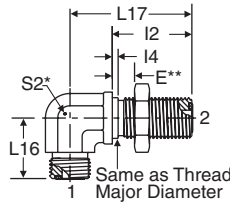
Appendices
G



WEMLO

Bulkhead Union Elbow – mm Hex
ORFS / ORFS

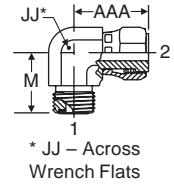
ISO 8434-3 BHE
SAE 52M0701



C6LO

Swivel Nut Elbow
ORFS / ORFS Swivel

SAE 520221



TUBE FITTING PART #	END SIZE		E (mm)	I 2 (mm)	I 4 (mm)	L16 (mm)	L17 (mm)	S2 (mm)	STANDARD Dynamic Pressure (x 1,000 PSI)		
	1 & 2								S	SS	B
	(mm)	(in.)									
4WEMLO	6	1/4	14	31.5	1.5	22.5	47.0	14	9.2		
6WEMLO	8,10	3/8	14	34.0	1.5	26.0	52.0	19	9.2		
8WEMLO	12	1/2	14	36.5	2.5	29.0	55.5	19	9.2		
10WEMLO	14,15,16	5/8	14	40.5	2.5	34.5	63.0	27	6.0		
12WEMLO	18,20	3/4	14	41.5	3.0	38.5	67.0	30	6.0		
16WEMLO	22,25	1	14	42.0	3.0	42.5	71.0	36	6.0		
20WEMLO	28,30,32	1 1/4	14	42.0	3.0	45.5	75.5	41	5.0		
24WEMLO	35,38	1 1/2	14	42.0	3.0	49.5	79.5	50	4.0		

* S2 – Across wrench flats.

** E – Maximum bulkhead thickness.

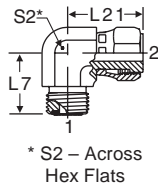
TUBE FITTING PART #	END SIZE		AAA (in.)	JJ (in.)	M (in.)	STANDARD Dynamic Pressure (x 1,000 PSI)		
	1 (in.)	2 (in.)				S	SS	B
	(in.)	(in.)						
4 C6LO	1/4	1/4	1.07	9/16	0.85	9.2	9.2	
6 C6LO	3/8	3/8	1.17	3/4	0.98	9.2	9.2	
8 C6LO	1/2	1/2	1.49	3/4	1.10	9.2	9.2	
10 C6LO	5/8	5/8	1.65	1 1/16	1.31	6.0	6.0	
12 C6LO	3/4	3/4	1.82	1 3/16	1.47	6.0	6.0	
14 C6LO*	7/8	7/8	2.07	1 5/16	1.63			
16 C6LO	1	1	2.10	1 7/16	1.64	6.0	6.0	
20 C6LO	1 1/4	1 1/4	2.29	1 5/8	1.76	5.0	5.0	
24 C6LO	1 1/2	1 1/2	2.41	1 7/8	1.92	4.0		

* Size 14 is not included in SAE J1453.

C6MLO

Swivel Nut Elbow – mm Hex
ORFS / ORFS Swivel

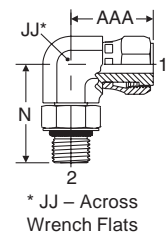
ISO 8434-3 SWE
SAE 52M0221



AOEL6

Straight Thread Swivel Elbow
ORFS Swivel / SAE-ORB

SAE 520281



TUBE FITTING PART #	END SIZE		L7 (mm)	L21 (mm)	S2 (mm)	STANDARD Dynamic Pressure (x 1,000 PSI)		
	1 (mm)	2 (in.)				S	SS	B
	(mm)	(in.)						
4C6MLO	6	1/4	21.5	26.5	14	9.2		
6C6MLO	8,10	3/8	25.0	29.0	19	9.2		
8C6MLO	12	1/2	28.0	38.0	19	9.2		
10C6MLO	14,15,16	5/8	33.5	41.0	27	6.0		
12C6MLO	18,20	3/4	37.5	46.5	30	6.0		
16C6MLO	22,25	1	41.5	53.5	36	6.0		
20C6MLO	28,30,32	1 1/4	44.5	58.0	41	4.0		
24C6MLO	35,38	1 1/2	49.0	61.0	50	4.0		

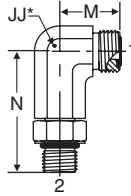
TUBE FITTING PART #	END SIZE		AAA (in.)	JJ (in.)	N (in.)	STANDARD Dynamic Pressure (x 1,000 PSI)		
	1 (in.)	2 UN/UNF-2A				S	SS	B
	(in.)	(in.)						
4 AOEL6	1/4	7/16-20	1.07	9/16	1.29	6.0		
6 AOEL6	3/8	9/16-18	1.17	3/4	1.45	6.0		
8 AOEL6	1/2	3/4-16	1.49	3/4	1.60	6.0		
10 AOEL6	5/8	7/8-14	1.65	1 1/16	1.97	6.0		
12 AOEL6	3/4	1 1/16-12	1.82	1 1/16	2.17	6.0		
16 AOEL6	1	1 5/16-12	2.10	1 5/16	2.35	5.5		
20 AOEL6	1 1/4	1 5/8-12	2.29	1 5/8	2.45	4.0		
24 AOEL6	1 1/2	1 7/8-12	2.41	1 7/8	2.59	4.0		

Hose
A

CC5OLO

Long Straight Thread Elbow
ORFS-Long / SAE-ORB

SAE 521520



* JJ – Across
Wrench Flats

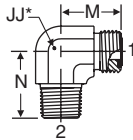
Fittings
21 Series
B

TUBE FITTING PART #	END SIZE		JJ (in.)	M (in.)	N (in.)	STANDARD Dynamic Pressure (x 1,000 PSI)		
	1 (in.)	2 UN/UNF-2A				S	SS	B
	4 CC5OLO	1/4						
6 CC5OLO	3/8	9/16-18	3/4	0.98	2.61	6.0		
8 CC5OLO	1/2	3/4-16	3/4	1.10	2.95	6.0		
10 CC5OLO	5/8	7/8-14	1 1/16	1.31	3.51	6.0		
12 CC5OLO	3/4	1 1/16-12	1 3/16	1.47	3.97	6.0		
16 CC5OLO	1	1 5/16-12	1 7/16	1.64	4.51	5.5		

Parkrimp
Crimping
Equipment
C

CLO

Straight Thread Elbow
ORFS / NPTF



* JJ – Across
Wrench Flats

Hose
Assembly
Equipment
D

TUBE FITTING PART #	END SIZE		JJ (in.)	M (in.)	N (in.)	STANDARD Dynamic Pressure (x 1,000 PSI)		
	1 (in.)	2 NPTF				S	SS	B
	4 CLO	1/4						
4-4 CLO	1/4	1/4-18	9/16	0.85	1.12	6.0	6.0	
4-6 CLO	1/4	3/8-18	3/4	0.97	1.22	6.0	6.0	
4-8 CLO	1/4	1/2-14	7/8	1.07	1.47	6.0	6.0	
6 CLO	3/8	1/4-18	3/4	0.98	1.09	6.0	6.0	
6-6 CLO	3/8	3/8-18	3/4	0.98	1.22	6.0	6.0	
6-8 CLO	3/8	1/2-14	7/8	1.15	1.47	6.0	6.0	
8 CLO	1/2	3/8-18	3/4	1.10	1.22	6.0	6.0	
8-4 CLO	1/2	1/4-18	3/4	1.10	1.22	6.0	6.0	
8-8 CLO	1/2	1/2-14	7/8	1.10	1.47	6.0	6.0	
8-12 CLO	1/2	3/4-14	1 1/16	1.32	1.59	4.0	6.0	
10 CLO	5/8	1/2-14	1 1/16	1.31	1.47	6.0	6.0	
10-6 CLO	5/8	3/8-18	1 1/16	1.31	1.28	6.0	6.0	
10-12 CLO	5/8	3/4-14	1 3/16	1.41	1.59	4.0	6.0	
12 CLO	3/4	3/4-14	1 3/16	1.47	1.59	4.0	4.0	
12-8 CLO	3/4	1/2-14	1 3/16	1.47	1.59	6.0	6.0	
12-16 CLO	3/4	1-11 1/2	1 5/16	1.62	1.97	3.0	6.0	
14 CLO*	7/8	3/4-14	1 5/16	1.63	1.69	6.0	6.0	
16 CLO	1	1-11 1/2	1 7/16	1.64	1.97	3.0	3.0	
16-12 CLO	1	3/4-14	1 7/16	1.64	1.78	4.0	6.0	
20 CLO	1 1/4	1 1/4-11 1/2	1 5/8	1.76	2.38	2.5	2.5	
24 CLO	1 1/2	1 1/2-11 1/2	1 7/8	1.92	2.64	2.5	6.0	
24-20 CLO	1 1/2	1 1/4-11 1/2	1 7/8	1.92	2.61	2.5	6.0	

* Size 14 is not included in SAE J1453.

Adapters
E

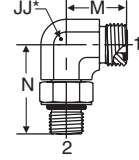
Accessories
F

Appendices
G

C5OLO

Straight Thread Elbow
ORFS / SAE-ORB

SAE 520220



* JJ – Across
Wrench Flats

TUBE FITTING PART #	END SIZE		JJ (in.)	M (in.)	N (in.)	STANDARD Dynamic Pressure (x 1,000 PSI)		
	1 (in.)	2 UN/UNF-2A				S	SS	B
	4 C5OLO	1/4						
4-6 C5OLO***	1/4	9/16-18	9/16	0.92	1.45	6.0	6.0	
4-8 C5OLO	1/4	3/4-16	3/4	0.97	1.60	6.0	6.0	
6 C5OLO	3/8	9/16-18	3/4	0.98	1.45	6.0	6.0	
6-4 C5OLO	3/8	7/16-20	3/4	0.98	1.37	6.0	6.0	
6-5 C5OLO	3/8	1/2-20	3/4	0.98	1.37	6.0	6.0	
6-8 C5OLO	3/8	3/4-16	3/4	1.04	1.60	6.0	6.0	
6-12 C5OLO***	3/8	7/8-14	7/8	1.15	1.97	6.0	6.0	
6-12 C5OLO	3/8	1 1/16-12	1 1/16	1.28	2.17	6.0	6.0	
8 C5OLO	1/2	3/4-16	3/4	1.10	1.60	6.0	6.0	
8-6 C5OLO	1/2	9/16-18	3/4	1.10	1.44	6.0	6.0	
8-10 C5OLO***	1/2	7/8-14	7/8	1.21	1.97	6.0	6.0	
8-12 C5OLO	1/2	1 1/16-12	1 3/16	1.32	2.17	6.0	6.0	
10 C5OLO	5/8	7/8-14	1 1/16	1.31	1.97	6.0	6.0	
10-8 C5OLO	5/8	3/4-16	1 1/16	1.31	1.80	6.0	6.0	
10-12 C5OLO	5/8	1 1/16-12	1 3/16	1.41	2.17	6.0	6.0	
12 C5OLO	3/4	1 1/16-12	1 3/16	1.47	2.17	6.0	6.0	
12-8 C5OLO	3/4	3/4-16	1 3/16	1.47	1.84	6.0	6.0	
12-10 C5OLO	3/4	7/8-14	1 3/16	1.47	2.01	6.0	6.0	
12-16 C5OLO	3/4	1 5/16-12	1 7/16	1.62	2.35	5.5	6.0	
14 C5OLO**	7/8	1 3/16-12	1 5/16	1.63	2.30	6.0	6.0	
16 C5OLO	1	1 5/16-12	1 7/16	1.64	2.35	5.5	5.5	
16-12 C5OLO	1	1 1/16-12	1 7/16	1.64	2.32	6.0	6.0	
16-20 C5OLO	1	1 5/8-12	1 5/8	1.76	2.45	4.0	4.0	
20 C5OLO	1 1/4	1 5/8-12	1 5/8	1.76	2.45	4.0	4.0	
20-16 C5OLO	1 1/4	1 5/16-12	1 5/8	1.76	2.42	4.0	4.0	
20-24 C5OLO	1 1/4	1 7/8-12	1 7/8	1.92	2.59	4.0	4.0	
24 C5OLO	1 1/2	1 7/8-12	1 7/8	1.92	2.59	4.0	4.0	
24-20 C5OLO	1 1/2	1 5/8-12	1 7/8	1.92	2.59	4.0	4.0	
32 C5OLO**	2	2 1/2-12	2 1/2	2.76	3.07	2.5	6.0	

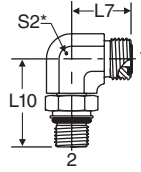
** Sizes 14 and 32 are not included in SAE J1453.

*** JJ for these parts does not conform to SAE.

C87OMLO

90° Metric Straight Thread Elbow
ORFS / ISO 6149

ISO 8434-3 SDE
SAE 52M0287



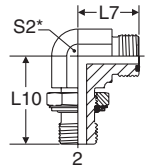
* S2 – Across Hex Flats

TUBE FITTING PART #	END SIZE			L7 (mm)	L10 (mm)	S2 (mm)	STANDARD Dynamic Pressure (x 1,000 PSI)		
	1		2				S	SS	B
	(mm)	(in.)	ISO 261						
4M12C87OMLO	6	1/4	M12x1.5	21.5	33.0	14	6.0		
4M14C87OMLO	6	1/4	M14x1.5	24.0	35.5	17			
6M12C87OMLO	8,10	3/8	M12x1.5	25.0	35.5	17	6.0		
6M14C87OMLO	8,10	3/8	M14x1.5	25.0	35.5	17	6.0		
6M16C87OMLO	8,10	3/8	M16x1.5	25.0	37.5	17	6.0		
8M14C87OMLO	12	1/2	M14x1.5	28.0	36.0	19	6.0		
8M18C87OMLO	12	1/2	M18x1.5	28.0	41.0	19	6.0		
8M22C87OMLO	12	1/2	M22x1.5	31.0	49.0	27	6.0		
10M18C87OMLO	14,15,16	5/8	M18x1.5	33.5	47.5	37	6.0		
10M22C87OMLO	14,15,16	5/8	M22x1.5	33.5	49.0	27	6.0		
12M22C87OMLO	18,20	3/4	M22x1.5	37.5	49.5	27			
12M27C87OMLO	18,20	3/4	M27x2	37.5	55.5	27	6.0		
16M33C87OMLO	22,25	1	M33x2	41.5	59.5	36	5.0		
20M38C87OMLO*	28,30,32	1 1/4	M38x2	44.5	62.0	41	4.0		
20M42C87OMLO	28,30,32	1 1/4	M42x2	44.5	63.0	41	4.0		
24M48C87OMLO	35,38	1 1/2	M48x2	49.0	71.5	50			

* For special M38x2 (ISO 6149-1 style) port. The current ISO 6149 does not include the M38 size.

C8OMLO

Metric Straight Thread Elbow
ORFS / Metric-ORR



* S2 – Across Hex Flats

TUBE FITTING PART #	END SIZE			L7 (mm)	L10 (mm)	S2 (mm)	STANDARD Dynamic Pressure (x 1,000 PSI)		
	1		2				S	SS	B
	(mm)	(in.)	ISO 261						
4M12C8OMLO	6	1/4	M12x1.5	21.5	33.0	14	3.6		
6M12C8OMLO	8, 10	3/8	M12x1.5	25.0	35.5	17	3.6		
6M14C8OMLO	8, 10	3/8	M14x1.5	25.0	35.5	17	3.6		
6M16C8OMLO	8, 10	3/8	M16x1.5	25.0	37.5	17	3.6		
8M14C8OMLO	12	1/2	M14x1.5	28.0	36.0	19	3.6		
8M18C8OMLO	12	1/2	M18x1.5	28.0	41.0	19	3.6		
8M22C8OMLO	12	1/2	M22x1.5	31.5	49.0	27	3.6		
10M22C8OMLO	14, 15, 16	5/8	M22x1.5	33.5	49.0	27	3.6		
12M27C8OMLO	18, 20	3/4	M27x2	37.5	55.5	30	3.6		
16M33C8OMLO	22, 25	1	M33x2	41.5	59.5	36	2.5		
20M38C8OMLO	28, 30, 32	1 1/4	M38x2	44.5	62.0	41	2.5		
20M42C8OMLO	28, 30, 32	1 1/4	M42x2	44.5	63.0	41	2.5		

Hose
A
Fittings 21 Series
B
Parkrimp Crimping Equipment
C
Hose Assembly Equipment
D
Adapters
E
Accessories
F
Appendices
G

Hose

A

Fittings
21 Series

B

Parkrimp
Crimping
Equipment

C

Hose
Assembly
Equipment

D

Adapters

E

Accessories

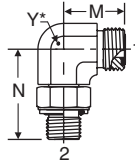
F

Appendices

G

C4OMLO

Male Elbow – BSPP
(for ISO 1179-1 Port)
ORFS / BSPP-ORR

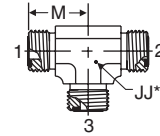


* Y – Across Wrench Flats

TUBE FITTING PART #	END SIZE			M (mm)	N (mm)	Y (mm)	STANDARD Dynamic Pressure (x 1,000 PSI)		
	1		2				S	SS	B
	(mm)	(in.)	BSPP						
4C4OMLO	6	1/4	1/8-28	21.5	30.0	14	4.0		
4-4C4OMLO	6	1/4	1/4-19	23.5	36.0	19	4.0		
4-6C4OMLO	6	1/4	3/8-19	24.5	38.0	19	4.0		
6C4OMLO	8,10	3/8	1/4-19	25.0	36.0	19	4.0	4.0	
6-6C4OMLO	8,10	3/8	3/8-19	26.5	38.0	19	4.0		
8-4C4OMLO	12	1/2	1/4-19	28.0	35.5	19	4.0		
8C4OMLO	12	1/2	3/8-19	28.0	38.0	19	4.0		
8-8C4OMLO	12	1/2	1/2-14	31.0	48.5	27	4.0		
8-12C4OMLO	12	1/2	3/4-14	33.5	51.5	30	4.0		
10-6C4OMLO	14,15,16	5/8	3/8-19	33.5	40.5	27	4.0		
10C4OMLO	14,15,16	5/8	1/2-14	33.5	48.5	27	4.0		
10-12C4OMLO	14,15,16	5/8	3/4-14	36.0	51.5	30	4.0		
10-16C4OMLO	14,15,16	5/8	1-11	39.5	58.5	36			
12-8C4OMLO	18,20	3/4	1/2-14	37.5	49.5	30	4.0		
12C4OMLO	18,20	3/4	3/4-14	37.5	51.5	30	4.0		
12-16C4OMLO	18,20	3/4	1-11	41.0	58.5	36	4.0		
16-12C4OMLO	22,25	1	3/4-14	41.5	56.0	36	4.0		
16C4OMLO	22,25	1	1-11	41.5	58.5	36	4.0		
16-20C4OMLO	22,25	1	1 1/4-11	44.5	61.0	41	3.0		
20-16C4OMLO	28,30,32	1 1/4	1-11	44.5	61.0	41	4.0		
20C4OMLO	28,30,32	1 1/4	1 1/4-11	44.5	61.0	41			
20-24C4OMLO	28,30,32	1 1/4	1 1/2-11	49.0	64.5	50	2.0		
24C4OMLO	35,38	1 1/2	1 1/2-11	49.0	64.5	50	2.0		

JLO

Union Tee
ORFS (all three ends)



SAE 520401

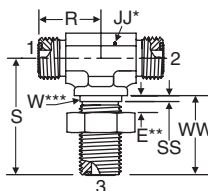
* JJ – Across Wrench Flats

TUBE FITTING PART #	END SIZE		JJ (in.)	M (in.)	STANDARD Dynamic Pressure (x 1,000 PSI)		
	1 - 3				S	SS	B
	(in.)	(in.)					
4 JLO	1/4	9/16	0.85	9.2	9.2		
6 JLO	3/8	3/4	0.98	9.2	9.2		
8 JLO	1/2	3/4	1.10	9.2	9.2		
10 JLO	5/8	1 1/16	1.31	6.0	6.0		
12 JLO	3/4	1 3/16	1.47	6.0	6.0		
14 JLO*	7/8	1 5/16	1.63				
16 JLO	1	1 7/16	1.64	6.0	6.0		
20 JLO	1 1/4	1 5/8	1.76	5.0	5.0		
24 JLO	1 1/2	1 7/8	1.92	4.0	4.0		
32 JLO*	2	2 1/2	2.76	3.0			

* Sizes 14 and 32 are not included in SAE J1453.

WJLO

Bulkhead Branch Tee
ORFS (all three ends)



TUBE FITTING PART #	END SIZE 1-3 (in.)	E (in.)	JJ (in.)	R (in.)	S (in.)	SS (in.)	W DIA. (in.)	WW (in.)	STANDARD Dynamic Pressure (x 1,000 PSI)		
									S	SS	B
									4 WJLO	1/4	0.53
6 WJLO	3/8	0.53	3/4	1.02	2.05	0.06	0.69	1.34	9.2		
8 WJLO	1/2	0.53	3/4	1.14	2.18	0.06	0.81	1.44	9.2		
10 WJLO	5/8	0.52	1 1/16	1.36	2.48	0.06	1.00	1.60	6.0		
12 WJLO	3/4	0.50	1 3/16	1.52	2.65	0.06	1.19	1.64	6.0		
16 WJLO	1	0.51	1 7/16	1.67	2.80	0.06	1.44	1.66	6.0		

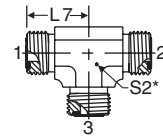
* JJ – Across wrench flats.

** E – Maximum bulkhead thickness.

*** W – Bulkhead pilot diameter. Recommended clearance hole is W + 0.015".

JMLO

Union Tee – mm Hex
ORFS (all three ends)



ISO 8434-3 T
SAE 52M0401

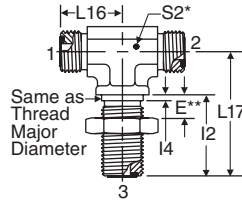
* S2 – Across Hex Flats

TUBE FITTING PART #	END SIZE		L7 (mm)	S2 (mm)	STANDARD Dynamic Pressure (x 1,000 PSI)		
	1 - 3				S	SS	B
	(mm)	(in.)					
4JMLO	6	1/4	21.5	14	9.2		
6JMLO	8,10	3/8	25.0	19	9.2		
8JMLO	12	1/2	28.0	19	9.2		
10JMLO	14,15,16	5/8	33.5	27	6.0		
12JMLO	18,20	3/4	37.5	30	6.0		
16JMLO	22,25	1	41.5	36	6.0		
20JMLO	28,30,32	1 1/4	44.5	41	5.0		
24JMLO	35,38	1 1/2	49.0	50	4.0		

WJMLO

Bulkhead Branch Tee – mm Hex
ORFS (all three ends)

ISO 8434-3 BHBT
SAE 52M0959



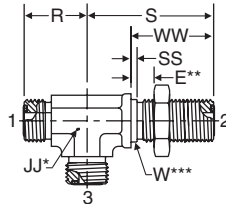
TUBE FITTING PART #	END SIZE		E (mm)	I2 (mm)	I4 (mm)	L16 (mm)	L17 (mm)	S2 (mm)	S4 HEX (mm)	STANDARD Dynamic Pressure (x 1,000 PSI)		
	1 - 3									S	SS	B
	(mm)	(in.)										
4WJMLO	6	1/4	14	31.5	1.5	22.5	47.0	14	22	9.2		
6WJMLO	8,10	3/8	14	34.0	1.5	26.0	52.0	19	27	9.2		
8WJMLO	12	1/2	14	36.5	2.5	29.0	55.5	19	30	9.2		
10WJMLO	14,15,16	5/8	14	40.5	2.5	34.5	63.0	27	36	6.0		
12WJMLO	18,20	3/4	14	41.5	3.0	38.5	67.0	30	41	6.0		
16WJMLO	22,25	1	14	42.0	3.0	42.5	71.0	36	46	6.0		
20WJMLO	28,30,32	1 1/4	14	42.0	3.0	45.5	75.5	41	50			
24WJMLO	35,38	1 1/2	14	42.0	3.0	49.5	79.5	50	60			

* S2 – Across wrench flats.
** E – Maximum bulkhead thickness.

WJJLO

Bulkhead Run Tee
ORFS (all three ends)

SAE 520958



TUBE FITTING PART #	END SIZE		E MAX. (in.)	JJ (in.)	R (in.)	S (in.)	SS (in.)	W DIA. (in.)	WW (in.)	STANDARD Dynamic Pressure (x 1,000 PSI)		
	1 - 3									S	SS	B
	(in.)	(in.)										
4 WJJLO	1/4	0.53	9/16	0.89	1.85	0.06	0.56	1.24	9.2			
6 WJJLO	3/8	0.53	3/4	1.02	2.05	0.06	0.69	1.34	9.2			
8 WJJLO	1/2	0.53	3/4	1.14	2.18	0.06	0.81	1.44	9.2	9.2		
10 WJJLO	5/8	0.52	1 1/16	1.36	2.48	0.06	1.00	1.60	6.0			
12 WJJLO	3/4	0.50	1 3/16	1.52	2.65	0.06	1.19	1.64	6.0			
16 WJJLO	1	0.51	1 7/16	1.67	2.80	0.06	1.44	1.66	6.0			
20 WJJLO	1 1/4	0.51	1 5/8	1.79	2.97	0.06	1.69	1.66	5.0			
24 WJJLO	1 1/2	0.51	1 7/8	1.95	3.13	0.06	2.00	1.66	4.0			

* JJ – Across wrench flats.
** E – Maximum bulkhead thickness.
*** W – Bulkhead pilot diameter. Recommended clearance hole is W + 0.015".

Hose	A
Fittings 21 Series	B
Parkrimp Crimping Equipment	C
Hose Assembly Equipment	D
Adapters	E
Accessories	F
Appendices	G



Hose

A

Fittings
21 Series

B

Parkrimp
Crimping
Equipment

C

Hose
Assembly
Equipment

D

Adapters

E

Accessories

F

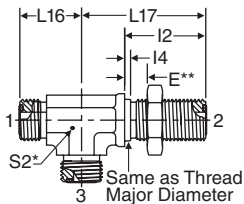
Appendices

G

WJJMLO

Bulkhead Run Tee – mm Hex
ORFS (all three ends)

ISO 8434-3 BHRT
SAE 52M0958



TUBE FITTING PART #	END SIZE		E (mm)	I2 (mm)	I4 (mm)	L16 (mm)	L17 (mm)	S2 (mm)	STANDARD Dynamic Pressure (x 1,000 PSI)		
	1 - 3								S	SS	B
	(mm)	(in.)									
4WJJMLO	6	1/4	14	31.5	1.5	22.5	47.0	14	9.2		
6WJJMLO	8,10	3/8	14	34.0	1.5	26.0	52.0	19	9.2		
8WJJMLO	12	1/2	14	36.5	2.5	29.0	55.5	19	9.2		
10WJJMLO	14,15,16	5/8	14	40.5	2.5	34.5	63.0	27	6.0		
12WJJMLO	18,20	3/4	14	41.5	3.0	38.5	67.0	30	6.0		
16WJJMLO	22,25	1	14	42.0	3.0	42.5	71.0	36	6.0		
20WJJMLO	28,30,32	1 1/4	14	42.0	3.0	45.5	75.5	41			
24WJJMLO	35,38	1 1/2	14	42.0	3.0	49.5	79.5	50			

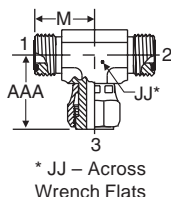
* S2 – Across wrench flats.

** E – Maximum bulkhead thickness.

S6LO

Swivel Nut Branch Tee
ORFS / ORFS / ORFS Swivel

SAE 520433



* JJ – Across
Wrench Flats

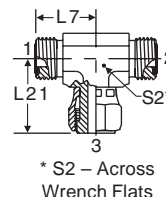
TUBE FITTING PART #	END SIZE		AAA (in.)	JJ (in.)	M (in.)	STANDARD Dynamic Pressure (x 1,000 PSI)		
	1 - 3					S	SS	B
	(in.)	(in.)						
4 S6LO	1/4	1.07	9/16	0.85	9.2	9.2		
6 S6LO	3/8	1.17	3/4	0.98	9.2	9.2		
8 S6LO	1/2	1.49	3/4	1.10	9.2	9.2		
10 S6LO	5/8	1.65	1 1/16	1.31	6.0	6.0		
12 S6LO	3/4	1.82	1 3/16	1.47	6.0	6.0		
14 S6LO*	7/8	2.07	1 5/16	1.63				
16 S6LO	1	2.10	1 7/16	1.64	6.0			
20 S6LO	1 1/4	2.29	1 5/8	1.76	5.0	5.0		
24 S6LO	1 1/2	2.41	1 7/8	1.92	4.0			

* Size 14 is not included in SAE J1453.

S6MLO

Swivel Nut Branch Tee – mm Hex
ORFS / ORFS / ORFS Swivel

ISO 8434-3 SWBT
SAE 52M0433



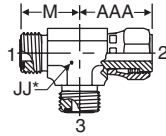
* S2 – Across
Wrench Flats

TUBE FITTING PART #	END SIZE		L7 (mm)	L21 (mm)	S2 (mm)	STANDARD Dynamic Pressure (x 1,000 PSI)		
	1 - 3					S	SS	B
	(mm)	(in.)						
4S6MLO	6	1/4	21.5	26.5	14			
6S6MLO	8,10	3/8	25.0	29.0	19	9.2		
8S6MLO	12	1/2	28.0	38.0	19	9.2		
10S6MLO	14,15,16	5/8	33.5	41.0	27	6.0		
12S6MLO	18,20	3/4	37.5	46.5	30	6.0		
16S6MLO	22,25	1	41.5	53.5	36	6.0		
20S6MLO	28,30,32	1 1/4	44.5	58.0	41	4.0		
24S6MLO	35,38	1 1/2	49.0	61.0	50			

R6LO

Swivel Nut Run Tee
ORFS / ORFS Swivel / ORFS

SAE 520432



* JJ – Across
Wrench Flats

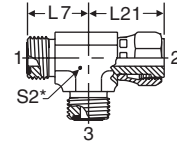
TUBE FITTING PART #	END SIZE 1 - 3 (in.)	AAA (in.)	JJ (in.)	M (in.)	STANDARD Dynamic Pressure (x 1,000 PSI)		
					S	SS	B
					4 R6LO	1/4	1.07
6 R6LO	3/8	1.17	3/4	0.98	9.2		
8 R6LO	1/2	1.49	3/4	1.10	9.2		
10 R6LO	5/8	1.65	1 1/16	1.31	6.0		
12 R6LO	3/4	1.82	1 3/16	1.47	6.0	6.0	
14 R6LO*	7/8	2.07	1 5/16	1.63			
16 R6LO	1	2.10	1 7/16	1.64	6.0		
20 R6LO	1 1/4	2.29	1 5/8	1.76	5.0		
24 R6LO	1 1/2	2.41	1 7/8	1.92	4.0		

* Size 14 is not included in SAE J1453.

R6MLO

Swivel Nut Run Tee – mm Hex
ORFS / ORFS Swivel / ORFS

ISO 8434-3 SWRT
SAE 52M0432



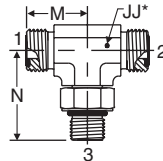
* S2 – Across
Hex Flats

TUBE FITTING PART #	END SIZE 1 - 3		L7 (mm)	L21 (mm)	S2 (mm)	STANDARD Dynamic Pressure (x 1,000 PSI)		
	(mm)	(in.)				S	SS	B
	4R6MLO	6				1/4	21.5	26.5
6R6MLO	8,10	3/8	25.0	29.0	19	9.2		
8R6MLO	12	1/2	28.0	38.0	19	9.2		
10R6MLO	14,15,16	5/8	33.5	41.0	27	6.0		
12R6MLO	18,20	3/4	37.5	46.5	30	6.0		
16R6MLO	22,25	1	41.5	53.5	36	6.0		
20R6MLO	28,30,32	1 1/4	44.5	58.0	41	4.0		
24R6MLO	35,38	1 1/2	49.0	61.0	50	4.0		

S5OLO

Straight Thread Branch Tee
ORFS / ORFS / SAE-ORB

SAE 520429



* JJ – Across
Wrench Flats

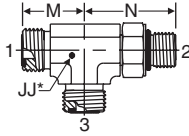
TUBE FITTING PART #	END SIZE			JJ (in.)	M (in.)	N (in.)	STANDARD Dynamic Pressure (x 1,000 PSI)		
	1 (in.)	2 (in.)	3 UN/UNF-2A				S	SS	B
	4 S5OLO	1/4	1/4				7/16-20	9/16	0.85
4-4-6 S5OLO	1/4	1/4	9/16-18	9/16	0.92	1.45	6.0		
6 S5OLO	3/8	3/8	9/16-18	3/4	0.98	1.45	6.0	6.0	
6-6-4 S5OLO	3/8	3/8	7/16-20	3/4	0.98	1.45	6.0		
6-6-8 S5OLO	3/8	3/8	3/4-16	3/4	1.04	1.60	6.0		
8 S5OLO	1/2	1/2	3/4-16	3/4	1.10	1.60	6.0	6.0	
8-8-10 S5OLO	1/2	1/2	7/8-14	1 1/16	1.21	1.97	6.0		
8-8-12 S5OLO	1/2	1/2	1 1/16-12	1 3/16	1.32	2.17	6.0		
10 S5OLO	5/8	5/8	7/8-14	1 1/16	1.31	1.97	6.0		
10-10-12 S5OLO	5/8	5/8	1 1/16-12	1 3/16	1.41	2.17	6.0		
12 S5OLO	3/4	3/4	1 1/16-12	1 3/16	1.47	2.17	6.0	6.0	
12-12-16 S5OLO	3/4	3/4	1 5/16-12	1 7/16	1.62	2.35	5.5		
16 S5OLO	1	1	1 5/16-12	1 7/16	1.64	2.35	5.5	5.5	
16-16-20 S5OLO	1	1	1 5/8-12	1 5/8	1.76	2.45	4.0		
20 S5OLO	1 1/4	1 1/4	1 5/8-12	1 5/8	1.76	2.45	4.0		
24 S5OLO	1 1/2	1 1/2	1 7/8-12	1 7/8	1.92	2.59	4.0		

Hose	A
Fittings 21 Series	B
Parkrimp Crimping Equipment	C
Hose Assembly Equipment	D
Adapters	E
Accessories	F
Appendices	G

Hose
A

R5OLO

Straight Thread Run Tee
ORFS / SAE-ORB / ORFS



* JJ – Across
Wrench Flats

SAE 520428

Fittings
21 Series
B

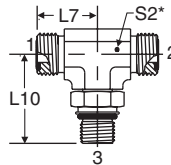
TUBE FITTING PART #	END SIZE			JJ (in.)	M (in.)	N (in.)	STANDARD Dynamic Pressure (x 1,000 PSI)		
	1 (in.)	2 UN/UNF-2A	3 (in.)				S	SS	B
	4 R5OLO	1/4	7/16-20				1/4	9/16	0.85
4-6-4 R5OLO	1/4	9/16-18	1/4	3/4	0.92	1.45	6.0		
6 R5OLO	3/8	9/16-18	3/8	3/4	0.98	1.45	6.0	6.0	
6-8-6 R5OLO	3/8	3/4-16	3/8	3/4	1.04	1.60	6.0		
8 R5OLO	1/2	3/4-16	1/2	3/4	1.10	1.60	6.0	6.0	
8-10-8 R5OLO	1/2	7/8-14	1/2	1 1/16	1.21	1.97	6.0		
10 R5OLO	5/8	7/8-14	5/8	1 1/16	1.31	1.97	6.0	6.0	
10-12-10 R5OLO	5/8	1 1/16-12	5/8	1 3/16	1.41	2.17	6.0		
12 R5OLO	3/4	1 1/16-12	3/4	1 3/16	1.47	2.17	6.0	6.0	
12-16-12 R5OLO	3/4	1 5/16-12	3/4	1 7/16	1.62	2.35	5.5		
16 R5OLO	1	1 5/16-12	1	1 7/16	1.64	2.35	5.5	5.5	
16-20-16 R5OLO	1	1 5/8-12	1	1 5/8	1.76	2.45	4.0		
20 R5OLO	1 1/4	1 5/8-12	1 1/4	1 5/8	1.76	2.45	4.0	4.0	
24 R5OLO	1 1/2	1 7/8-12	1 1/2	1 7/8	1.92	2.59	4.0		

Parkrimp
Crimping
Equipment
C

Hose
Assembly
Equipment
D

S87OMLO

Metric Straight Thread Branch Tee
ORFS / ORFS / ISO 6149



* S2 – Across
Hex Flats

ISO 8434-3 SDBT
SAE 52M0489

Adapters
E

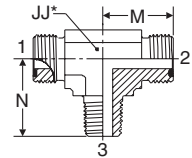
TUBE FITTING PART #	END SIZE			L7 (mm)	L10 (mm)	S2 (mm)	STANDARD Dynamic Pressure (x 1,000 PSI)		
	1 & 2		3				S	SS	B
	(mm)	(in.)	ISO 261						
4M12S87OMLO	6	1/4	M12x1.5	21.5	33.0	14			
4M14S87OMLO	6	1/4	M14x1.5	24.0	35.5	19	6.0		
6M14S87OMLO	8,10	3/8	M14x1.5	25.0	35.5	19	6.0		
6M16S87OMLO	8,10	3/8	M16x1.5	25.0	37.5	19	6.0		
8M14S87OMLO	12	1/2	M14x1.5	28.0	36.0	19			
8M18S87OMLO	12	1/2	M18x1.5	28.0	41.0	19	6.0		
8M22S87OMLO	12	1/2	M22x1.5	31.0	49.0	27	6.0		
10M22S87OMLO	14,15,16	5/8	M22x1.5	33.5	49.0	27	6.0		
12M27S87OMLO	18,20	3/4	M27x2	37.5	55.5	30	6.0		
16M33S87OMLO	22,25	1	M33x2	41.5	59.5	36	5.1		
20M42S87OMLO	28,30,32	1 1/4	M42x2	44.5	63.0	41	4.0		
24M48S87OMLO	35,38	1 1/2	M48x2	49.0	71.5	50			

Accessories
F

Appendices
G

SLO

Male Pipe Tee
ORFS / ORFS / NPTF



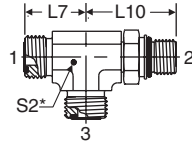
* JJ – Across
Wrench Flats

SAE 520425

TUBE FITTING PART #	END SIZE		JJ (in.)	M (in.)	N (in.)	STANDARD Dynamic Pressure (x 1,000 PSI)		
	1 & 2 (in.)	3 NPTF				S	SS	B
	4-4-4 SLO	1/4				1/4-18	9/16	0.85
6-6-6 SLO	3/8	3/8-18	3/4	0.98	1.22	6.0		
6 SLO	3/8	1/4-18	3/4	0.98	1.09	6.0		
8 SLO	1/2	3/8-18	3/4	1.10	1.22	6.0		
8-8-8 SLO	1/2	1/2-14	7/8	1.10	1.47	6.0		
10 SLO	5/8	1/2-14	1 1/16	1.31	1.47	6.0		
12 SLO	3/4	3/4-14	1 3/16	1.47	1.59	4.0		
16 SLO	1	1-11 1/2	1 7/16	1.64	1.97	3.0		
20 SLO	1 1/4	1 1/4-11 1/2	1 5/8	1.76	2.38	2.5		

R87OMLO

Metric Straight Thread Run Tee
ORFS / ISO 6149 / ORFS



* S2 – Across Hex Flats

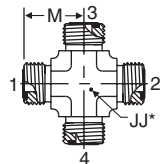
ISO 8434-3 SDRT
SAE 52M0488

TUBE FITTING PART #	END SIZE			L7 (mm)	L10 (mm)	S2 (mm)	STANDARD Dynamic Pressure (x 1,000 PSI)		
	1 & 3		2				S	SS	B
	(mm)	(in.)	ISO 261						
4M12R87OMLO	6	1/4	M12x1.5	21.5	33.0	14	6.0		
4M14R87OMLO	6	1/4	M14x1.5	24.0	35.5	19			
6M14R87OMLO	8,10	3/8	M14x1.5	25.0	35.5	19			
6M16R87OMLO	8,10	3/8	M16x1.5	25.0	37.5	19	6.0		
8M14R87OMLO	12	1/2	M14x1.5	28.0	36.0	19	6.0		
8M18R87OMLO	12	1/2	M18x1.5	28.0	41.0	19			
8M22R87OMLO	12	1/2	M22x1.5	31.0	49.0	27			
10M22R87OMLO	14,15,16	5/8	M22x1.5	33.5	49.0	27	6.0		
12M27R87OMLO	18,20	3/4	M27x2	37.5	55.5	30	6.0		
16M33R87OMLO	22,25	1	M33x2	41.5	59.5	36			
20M42R87OMLO	28,30,32	1 1/4	M42x2	44.5	63.0	41	4.0		
24M28R87OMLO	35,38	1 1/2	M48x2	49.0	71.5	50			

KLO

Union Cross
ORFS (all four ends)

SAE 520501



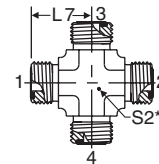
* JJ – Across Wrench Flats

TUBE FITTING PART #	END SIZE (in.)	JJ (in.)	M (in.)	STANDARD Dynamic Pressure (x 1,000 PSI)		
				S	SS	B
				4 KLO	1/4	9/16
6 KLO	3/8	3/4	0.98	9.2		
8 KLO	1/2	3/4	1.10	9.2		
10 KLO	5/8	1 1/16	1.31	6.0		
12 KLO	3/4	1 3/16	1.47	6.0		
16 KLO	1	1 7/16	1.64	6.0		
20 KLO	1 1/4	1 5/8	1.76	5.0		

KMLO

Union Cross – mm Hex
ORFS (all four ends)

ISO 8434-3 K
SAE 52M0501



* S2 – Across Hex Flats

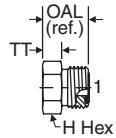
TUBE FITTING PART #	END SIZE		L7 (mm)	S2 (mm)	STANDARD Dynamic Pressure (x 1,000 PSI)		
	1 - 4 (mm)	(in.)			S	SS	B
	4KMLO	6					
6KMLO	8,10	3/8	25.0	19			
8KMLO	12	1/2	28.0	19	9.2		
10KMLO	14,15,16	5/8	33.5	27	6.0		
12KMLO	18,20	3/4	37.5	30			
16KMLO	22,25	1	41.5	36	6.0		
20KMLO	28,30,32	1 1/4	44.5	41			
24KMLO	35,38	1 1/2	49.0	50			

Hose
A
Fittings 21 Series
B
Parkrimp Crimping Equipment
C
Hose Assembly Equipment
D
Adapters
E
Accessories
F
Appendices
G

Hose
A

PNLO

Plug
ORFS



SAE 520109

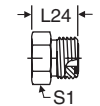
TUBE FITTING PART #	END SIZE 1 (in.)	H HEX (in.)	OAL (REF.) (in.)	TT (in.)	STANDARD Dynamic Pressure (x 1,000 PSI)		
					S	SS	B
					4 PNLO	1/4	5/8
6 PNLO	3/8	3/4	0.76	0.32	9.2		
8 PNLO	1/2	7/8	0.86	0.35	9.2	9.2	
10 PNLO	5/8	1 1/16	1.02	0.41	6.0		
12 PNLO	3/4	1 1/4	1.08	0.41	6.0	6.0	
14 PNLO*	7/8	1 3/8	1.18	0.49	6.0	6.0	
16 PNLO	1	1 1/2	1.10	0.41	6.0	6.0	
20 PNLO	1 1/4	1 3/4	1.10	0.41	6.0	6.0	
24 PNLO	1 1/2	2 1/8	1.10	0.41	5.0		
32 PNLO*	2	2 3/4	1.37	0.50	3.0		

* Sizes 14 and 32 are not included in SAE J1453.

Fittings
21 Series
B

PNMLO

Plug – mm Hex
ORFS



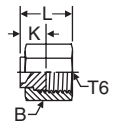
ISO 8434-3 PL
SAE 52M0109

TUBE FITTING PART #	ORFS TUBE O.D.		L24 (mm)	S1 HEX (mm)	STANDARD Dynamic Pressure (x 1,000 PSI)		
	(mm)	(in.)			S	SS	B
	4PNMLO	6			1/4	16.5	17
6PNMLO	8,10	3/8	19.0	19	9.2		
8PNMLO	12	1/2	22.0	22	9.2		
10PNMLO	14,15,16	5/8	26.0	27	6.0		
12PNMLO	18,20	3/4	27.5	32	6.0		
16PNMLO	22,25	1	28.0	41	6.0		
20PNMLO	28,30,32	1 1/4	28.0	46	6.0		
24PNMLO	38	1 1/2	28.0	55	5.0		

Parkrimp
Crimping
Equipment
C

FNL

Cap
ORFS



SAE 520112

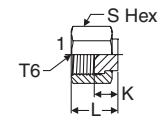
TUBE FITTING PART #	TUBE O.D. (in.)	T6 SWIVEL UN/UNF-2B	B HEX (in.)	K (in.)	L (in.)	STANDARD From Stock		
						S	SS	B
						4 FNL	1/4	9/16-18
6 FNL	3/8	11/16-16	13/16	0.39	0.76	9.2	9.2	
8 FNL	1/2	13/16-16	15/16	0.45	0.88	9.2	9.2	
10 FNL	5/8	1-14	1 1/8	0.51	1.04	6.0	6.0	
12 FNL	3/4	1 3/16-12	1 3/8	0.57	1.14	6.0	6.0	
14 FNL*	7/8	1 5/16-12	1 1/2	0.57	1.10	5.0		
16 FNL	1	1 7/16-12	1 5/8	0.61	1.18	6.0	6.0	
20 FNL	1 1/4	1 11/16-12	1 7/8	0.61	1.18	6.0	6.0	
24 FNL	1 1/2	2-12	2 1/4	0.61	1.18	5.0	5.0	
32 FNL*	2	2 1/2-12	2 7/8	0.80	1.47	3.0		

* Sizes 14 and 32 are not included in SAE J1453.

Hose
Assembly
Equipment
D

FNML

Cap
ORFS








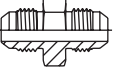

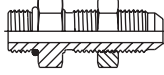
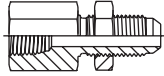

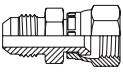

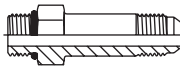
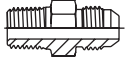

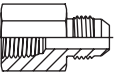
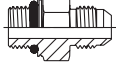
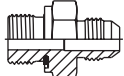
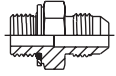
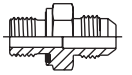
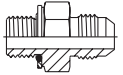
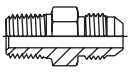
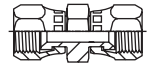



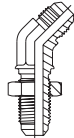
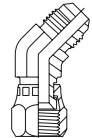
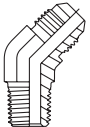

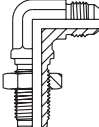
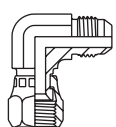
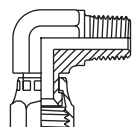

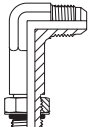
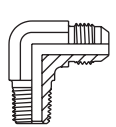

TUBE FITTING PART #	TUBE O.D.		T6 SWIVEL UN/UNF-2B	K (mm)	L (mm)	S HEX (mm)	STANDARD From Stock		
	(mm)	(in.)					S	SS	B
	4FNML	6					1/4	9/16-18	8.5
6FNML	8, 10	3/8	11/16-16	10.0	18.5	22	9.2		
8FNML	12	1/2	13/16-16	11.5	21.5	24			
10FNML	14, 15, 16	5/8	1-14	13.0	25.5	30			
12FNML	18, 20	3/4	1 3/16-12	14.5	28.0	36			
16FNML	22, 25	1	1 7/16-12	15.5	29.0	41			
20FNML	28, 30, 32	1 1/4	1 11/16-12	15.5	29.0	50			
24FNML	35, 38	1 1/2	2-12	15.5	29.0	60			

Adapters
E

Accessories
F

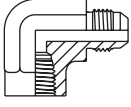
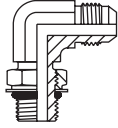
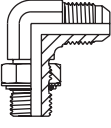
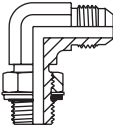

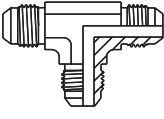
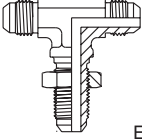
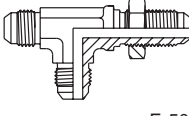
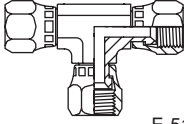
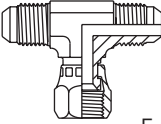
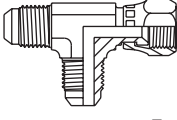
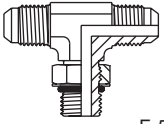
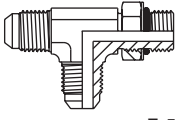
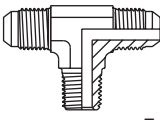
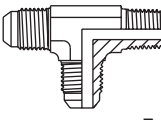
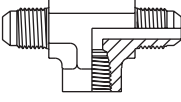
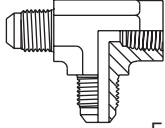
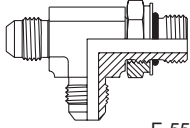
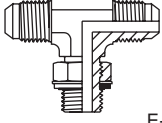

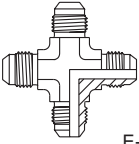




Appendices
G



Nuts, Sleeves, Locknuts	06B (BTX) Nut  E-29	06S (TX) Sleeve  E-29	53-XN (WLN) Bulkhead Locknut  E-29	SBR Braze Ring  E-30	
	Straights	0303 (HTX) Union  E-30	03L3 (LHTX) Large Hex Union  E-30	0353 (WTX) Bulkhead Union  E-31	0355 (WF5OX) SAE-ORB / 37° Bulkhead  E-31
0253 (WGTX) NPTF / 37° Bulkhead  E-32		0603 (TRTX / TRTXN) Reducer  E-33	XHX6 Extender and Expander  E-33	0503 (F5OX) SAE-ORB / 37° Flare  E-34	5E03 (FF5OX) SAE-ORB / 37° – Long  E-35
0103 (FTX) NPTF / 37° Flare  E-36	013E (FFTX) NPTF / 37° Flare – Long  E-36	0203 (GTX) NPTF / 37° Flare  E-36	F87OMX ISO 6149 / 37° Flare  E-37	F82EDMX Metric-ED / 37° Flare  E-37	F8OMX Metric-ORR / 37° Flare  E-37
F42EDMX BSPP-ED / 37° Flare  E-37	F40MX BSPP-ORR / 37° Flare  E-38	F3MX BSPT / 37° Flare  E-38	Straight Swivels	0606 (HX6) 37° Swivel Union  E-38	0506 (F65OX) SAE-ORB / 37° Swivel  E-38
0106 (F6X) NPTF / 37° Swivel  E-39	0206 (G6X) NPTF / 37° Swivel  E-39	45° Elbows		3353 (WNTX) Bulkhead Union  E-39	3703 (V6X) 37° Swivel Elbow  E-40
3103 (VTX) NPTF / 37° Flare  E-41	90° Elbows		2303 (ETX) Union Elbow  E-42	2353 (WETX) Bulkhead Union  E-42	3903 (C6X) 37° Swivel Elbow  E-42
2106 (X6EF) NPTF / 37° Swivel  E-43		2503 (C5OX) SAE-ORB / 37° Flare  E-44	5503 (CC5OX) SAE-ORB / 37° – Long  E-45	2103 (CTX) NPTF / 37° Flare  E-45	5603 (CCTX) NPTF / 37° Flare – Long  E-46

Hose	A
Fittings 21 Series	B
Parkrimp Crimping Equipment	C
Hose Assembly Equipment	D
Adapters	E
Accessories	F
Appendices	G

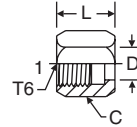
A	Hose
B	Fittings 21 Series
C	Parkrimp Crimping Equipment
D	Hose Assembly Equipment
E	Adapters
F	Accessories
G	Appendices

2203 (DTX) NPTF / 37° Flare  E-47	C870MX ISO-6149 / 37° Flare  E-47	C80MX Metric-ORR / 37° Flare  E-48	C40MX BSPP-ORR / 37° Flare  E-48	 Tees	033T (JTX) Union Tee  E-49
543T (WJTX) Bulkhead Branch Tee  E-50	533T (WJJTX) Bulkhead Run Tee  E-50	069T (JX6) 37° Swivel Union Tee  E-51	393T (S6X) 37° Swivel Branch Tee  E-51	063T (R6X) 37° Swivel Run Tee  E-51	253T (S5OX) SAE-ORB Branch Tee  E-52
053T (R5OX) SAE-ORB Run Tee  E-52	213T (STX) NPTF Branch Tee  E-53	013T (RTX) NPTF Run Tee  E-53	223T (OTX) NPTF Branch Tee  E-54	023T (MTX) NPTF Run Tee  E-54	R870MX ISO 6149 Run Tee  E-55
S40MX BSPP-ORR Branch Tee  E-55	 Cross	033X (KTX) Union Cross  E-55	 Plug and Cap	03CP (PNTX) 37° Plug  E-56	06CP (FNTX) 37° Cap  E-56
T22X Mountie Cap  E-56					

06B (BTX)

Nut
37° Flare

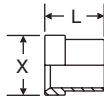
SAE 070110



TUBE FITTING PART #	HOSE FITTING PART #	END SIZE 1		T6 UN/UNF-2B	C HEX (in.)	D (in.)	L (in.)	STANDARD FROM STOCK		
		(in.)	(mm)					-S	-SS	-B
2 BTX	06B-2	1/8	—	5/16-24	3/8	0.18	0.55	•	•	•
3 BTX	06B-3	3/16	—	3/8-24	7/16	0.24	0.61	•	•	•
4 BTX	06B-4	1/4	6	7/16-20	9/16	0.31	0.62	•	•	•
5 BTX	06B-5	5/16	8	1/2-20	5/8	0.38	0.68	•	•	•
6 BTX	06B-6	3/8	10	9/16-18	11/16	0.44	0.73	•	•	•
8 BTX	06B-8	1/2	12	3/4-16	7/8	0.57	0.85	•	•	•
10 BTX	06B-10	5/8	14, 15, 16	7/8-14	1	0.70	0.98	•	•	•
12 BTX	06B-12	3/4	18	1 1/16-12	1 1/4	0.84	1.03	•	•	•
20-12 BTX	—	—	20	1 1/16-12	32.0mm	21.2mm	26.0mm	•	•	•
14 BTX	06B-14	7/8	—	1 3/16-12	1 3/8	0.96	1.09	•	•	•
16 BTX	06B-16	1	25	1 5/16-12	1 1/2	1.09	1.13	•	•	•
20 BTX	06B-20	1 1/4	28, 30, 32	1 5/8-12	2	1.35	1.23	•	•	•
24 BTX	06B-24	1 1/2	35, 38	1 7/8-12	2 1/4	1.62	1.42	•	•	•
32 BTX	06B-32	2	42, 50	2 1/2-12	2 7/8	2.17	1.75	•	•	•

06S (TX)

Sleeve
37° Flare

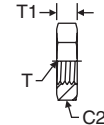


TUBE FITTING PART #	HOSE FITTING PART #	TUBE O.D. (in.)	L (in.)	X (in.)	STANDARD FROM STOCK		
					-S	-SS	-B
2 TX	06S-2	1/8	0.34	0.27	•	•	•
3 TX	06S-3	3/16	0.34	0.33	•	•	•
4 TX	06S-4	1/4	0.41	0.38	•	•	•
5 TX	06S-5	5/16	0.44	0.45	•	•	•
6 TX	06S-6	3/8	0.50	0.50	•	•	•
8 TX	06S-8	1/2	0.56	0.68	•	•	•
10 TX	06S-10	5/8	0.66	0.80	•	•	•
12 TX	06S-12	3/4	0.69	0.97	•	•	•
14 TX	06S-14	7/8	0.75	1.10	•	•	•
16 TX	06S-16	1	0.78	1.22	•	•	•
20 TX	06S-20	1 1/4	0.91	1.53	•	•	•
24 TX	06S-24	1 1/2	1.13	1.78	•	•	•
32 TX	06S-32	2	1.19	2.41	•	•	•

53-XN (WLN)

Bulkhead Locknut

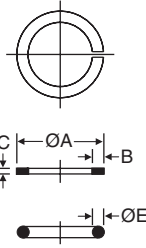
SAE 080118 and 070118



TUBE FITTING PART #	HOSE FITTING PART #	TUBE O.D. (in.)	C2 HEX (in.)	T1 (in.)	STANDARD FROM STOCK		
					-S	-SS	-B
3 WLN	53-3N	3/16	5/8	0.22	•	•	•
4 WLN	53-4N	1/4	11/16	0.28	•	•	•
5 WLN	53-5N	5/16	3/4	0.28	•	•	•
6 WLN	53-6N	3/8	13/16	0.27	•	•	•
8 WLN	53-8N	1/2	1	0.31	•	•	•
10 WLN	53-10N	5/8	1 1/8	0.36	•	•	•
12 WLN	53-12N	3/4	1 3/8	0.41	•	•	•
14 WLN	53-14N	7/8	1 1/2	0.41	•	•	•
16 WLN	53-16N	1	1 5/8	0.41	•	•	•
20 WLN	53-20N	1 1/4	1 7/8	0.41	•	•	•
24 WLN	53-24N	1 1/2	2 1/8	0.41	•	•	•
32 WLN	53-32N	2	2 3/4	0.41	•	•	•

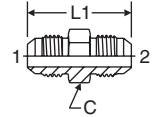
SBR

Braze Ring
(For use with XHB3)



0303 (HTX)

Union
37° Flare / 37° Flare



SAE 070101

Hose
A

Fittings
21 Series
B

Parkrimp
Crimping
Equipment
C

Hose
Assembly
Equipment
D

Adapters
E

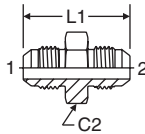
Accessories
F

Appendices
G

TUBE FITTING PART #	TUBE O.D. (in.)	A DIA. (in.)	B (in.)	C (in.)	E (in.)	STANDARD FROM STOCK		
						-S	-SS	-B
4SBR	1/4	0.260			0.05	•	•	
6SBR	3/8	0.390	0.07	0.03		•	•	
8SBR	1/2	0.515	0.07	0.03		•	•	
10SBR	5/8	0.640	0.07	0.03		•	•	
12SBR	3/4	0.765	0.08	0.04		•	•	
14SBR	7/8	0.890			0.06			
16SBR	1	1.015	0.08	0.04		•	•	
20SBR	1 1/4	1.265	0.08	0.04		•	•	
24SBR	1 1/2	1.515	0.08	0.04		•	•	
32SBR	2	2.015			0.09	•	•	

03L3 (LHTX)

Large Hex Union
37° Flare / 37° Flare



SAE 070119

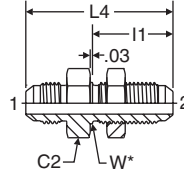
TUBE FITTING PART #	HOSE FITTING PART #	END SIZE 1 TO 2 (in.)	C2 HEX (in.)	L1 (in.)	STANDARD Dynamic Pressure (x 1,000 PSI)		
					-S	-SS	-B
4 LHTX	03L3-4-4	1/4	11/16	1.38	7.5	9.0	3.3
4-3 LHTX	03L3-3-4	1/4 to 3/16	11/16	1.30		9.0	
5 LHTX	03L3-5-5	5/16	3/4	1.38	6.0		
6 LHTX	03L3-6-6	3/8	13/16	1.41	6.0	7.2	3.3
6-4 LHTX	03L3-4-6	3/8 to 1/4	13/16	1.41		7.2	
8 LHTX	03L3-8-8	1/2	1	1.62	6.0	7.2	3.3
8-4 LHTX	03L3-4-8	1/2 to 1/4	1	1.52		7.2	
8-6 LHTX	03L3-6-8	1/2 to 3/8	1	1.52		7.2	
10 LHTX	03L3-10-10	5/8	1 1/8	1.88	5.0	6.0	
12 LHTX	03L3-12-12	3/4	1 3/8	2.16	5.0	6.0	
12-8 LHTX	03L3-8-12	3/4 to 1/2	1 3/8	1.95		6.0	
16 LHTX	03L3-16-16	1	1 5/8	2.25	4.0	4.8	
32 LHTX	03L3-32-32	2	2 3/4	3.41		2.4	

TUBE FITTING PART #	HOSE FITTING PART #	END SIZE		C HEX (in.)	L1 (in.)	STANDARD Dynamic Pressure (x 1,000 PSI)		
		1 (in.)	2 (in.)			-S	-SS	-B
2 HTX	0303-2-2	1/8	1/8	7/16	1.17	7.5	9.0	3.3
3 HTX	0303-3-3	3/16	3/16	7/16	1.23	7.5	9.0	3.3
4 HTX	0303-4-4	1/4	1/4	1/2	1.38	7.5	9.0	3.3
4-2 HTX	0303-2-4	1/4	1/8	1/2	1.27		9.0	
4-3 HTX	0303-3-4	1/4	3/16	1/2	1.30		9.0	
5 HTX	0303-5-5	5/16	5/16	9/16	1.38	6.0	7.2	3.3
5-4 HTX	0303-4-5	5/16	1/4	9/16	1.38		7.2	
6 HTX	0303-6-6	3/8	3/8	5/8	1.41	6.0	7.2	3.3
6-4 HTX	0303-4-6	3/8	1/4	5/8	1.41	6.0	7.2	
6-5 HTX	0303-5-6	3/8	5/16	5/8	1.41		7.2	
8 HTX	0303-8-8	1/2	1/2	13/16	1.62	6.0	7.2	3.3
8-4 HTX	0303-4-8	1/2	1/4	13/16	1.52	6.0	7.2	
8-6 HTX	0303-6-8	1/2	3/8	13/16	1.52	6.0	7.2	
10 HTX	0303-10-10	5/8	5/8	15/16	1.88	5.0	6.0	3.3
10-8 HTX	0303-8-10	5/8	1/2	15/16	1.78	5.0	6.0	
12 HTX	0303-12-12	3/4	3/4	1 1/8	2.16	5.0	6.0	3.3
12-8 HTX	0303-8-12	3/4	1/2	1 1/8	1.95	5.0	6.0	
12-10 HTX	0303-10-12	3/4	5/8	1 1/8	2.05	5.0	6.0	
14 HTX	0303-14-14	7/8	7/8	1 1/4	2.22	5.0	6.0	2.6
16 HTX	0303-16-16	1	1	1 3/8	2.25	4.0	4.8	2.6
16-12 HTX	0303-12-16	1	3/4	1 3/8	2.20	4.0	4.8	
20 HTX	0303-20-20	1 1/4	1 1/4	1 11/16	2.44	4.0	4.8	
24 HTX	0303-24-24	1 1/2	1 1/2	2	2.75	3.0	3.6	
24-10 HTX	0303-10-24	1 1/2	5/8	2	2.42		3.6	
24-12 HTX	0303-12-24	1 1/2	3/4	2	2.53		3.6	
24-16 HTX	0303-16-24	1 1/2	1	2	2.58		3.6	
32 HTX	0303-32-32	2	2	2 5/8	3.41	2.0	2.4	
32-24 HTX	0303-24-32	2	1 1/2	2 5/8	2.81		2.4	

0353 (WTX)

Bulkhead Union
37° Flare / 37° Flare

SAE 070601
WTX-WLN – Body with locknut
(See page E-29 for WLN)



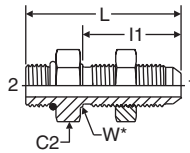
W* – Bulkhead pilot dia.
recommended clearance
hole +.015 over W dia.

TUBE FITTING PART #	HOSE FITTING PART #	END SIZE		C2	I 1	L4	W DIA.	MAX. BULKHEAD WALL THICKNESS (in.)	STANDARD Dynamic Pressure (x 1,000 PSI)		
		1 & 2 (in.)	HEX (in.)						-S	-SS	-B
3 WTX	0353-3-3N	3/16	5/8	1.11	1.91	0.38	0.38	7.5			
4 WTX	0353-4-4N	1/4	11/16	1.20	2.08	0.44	0.33	7.5	9.0	3.3	
5 WTX	0353-5-5N	5/16	3/4	1.20	2.08	0.50	0.33	6.0		3.3	
6 WTX	0353-6-6N	3/8	13/16	1.28	2.19	0.56	0.42	6.0	7.2	3.3	
8 WTX	0353-8-8N	1/2	1	1.44	2.44	0.75	0.44	6.0	7.2	3.3	
10 WTX	0353-10-10N	5/8	1 1/8	1.58	2.75	0.88	0.43	5.0	6.0	3.3	
12 WTX	0353-12-12N	3/4	1 3/8	1.75	3.09	1.06	0.44	5.0	6.0	3.3	
14 WTX	0353-14-14N	7/8	1 1/2	1.75	3.13	1.19	0.41	5.0			
16 WTX	0353-16-16N	1	1 5/8	1.75	3.14	1.31	0.39	4.0	4.8		
20 WTX	0353-20-20N	1 1/4	1 7/8	1.80	3.31	1.63	0.40	4.0	4.8		
24 WTX	0353-24-24N	1 1/2	2 1/8	1.81	3.52	1.88	0.28	3.0	3.6		
32 WTX	0353-32-32N	2	2 3/4	2.09	4.20	2.50	0.28	2.0	2.4		

0355 (WF5OX)

ORB Bulkhead Connector
37° Flare / ORB

WF5OX-WLN – Body with locknut
(See page E-29 for WLN)



W* – Bulkhead pilot dia.
recommended clearance
hole +.015 over W dia.

TUBE FITTING PART #	HOSE FITTING PART #	END SIZE		C2	I 1	L	STANDARD Dynamic Pressure (x 1,000 PSI)		
		1 (in.)	2 UN/UNF-2A				-S	-SS	-B
4 WF5OX	0355-4-4	1/4	7/16-20	11/16	1.20	1.84	7.5		
6 WF5OX	0355-6-6	3/8	9/16-18	13/16	1.28	2.02	6.0		
8 WF5OX	0355-8-8	1/2	3/4-16	1	1.44	2.19	6.0		
10 WF5OX	0355-10-10	5/8	7/8-14	1 1/8	1.58	2.47	5.0		
12 WF5OX	0355-12-12	3/4	1 1/16-12	1 3/8	1.75	2.79	5.0		
16 WF5OX	0355-16-16	1	1 5/16-12	1 5/8	1.75	2.90	4.5		

Hose
A

Fittings
21 Series
B

Parkrimp
Crimping
Equipment
C

Hose
Assembly
Equipment
D

Adapters
E

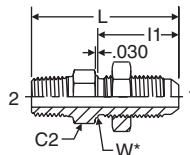
Accessories
F

Appendices
G

0153 (WFTX)

Male Bulkhead Connector
37° Flare / NPTF

WFTX-WLN – Body with locknut
(See page E-29 for WLN)



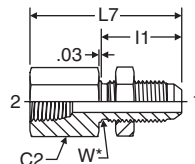
W* – Bulkhead pilot dia.
recommended clearance
hole +.015 over W dia.

TUBE FITTING PART #	HOSE FITTING PART #	END SIZE		C2 HEX (in.)	I 1 (in.)	L (in.)	W DIA. (in.)	MAX. BULKHEAD WALL THICKNESS (in.)	STANDARD Dynamic Pressure (x 1,000 PSI)		
		1 (in.)	2 NPTF						-S	-SS	-B
		4 WFTX	0153-2-4N						1/4	1/8-27	11/16
4-4 WFTX	0153-4-4N	1/4	1/4-18	11/16	1.20	2.07	0.44	0.33	6.0	6.0	
6 WFTX	0153-4-6N	3/8	1/4-18	13/16	1.28	2.15	0.56	0.42	6.0	6.0	
6-6 WFTX	0153-6-6N	3/8	3/8-18	3/4	1.28	2.16	0.56	0.42	6.0	6.0	
6-8 WFTX	0153-8-6N	3/8	1/2-14	7/8	1.28	2.41	0.56	0.42	6.0	6.0	
8 WFTX	0153-6-8N	1/2	3/8-18	1	1.44	2.31	0.75	0.44	6.0	6.0	
8-8 WFTX	0153-8-8N	1/2	1/2-14	1	1.44	2.56	0.75	0.44	6.0	6.0	
10 WFTX	0153-8-10N	5/8	1/2-14	1 1/8	1.58	2.71	0.88	0.43	5.0	5.0	
12 WFTX	0153-12-12N	3/4	3/4-14	1 3/8	1.75	2.95	1.06	0.44	5.0	5.0	
16 WFTX	0153-16-16N	1	1-11 1/2	1 5/8	1.75	3.14	1.31	0.39	4.5	4.5	

0253 (WGTX)

Female Bulkhead Connector
37° Flare / NPTF

WGTX-WLN – Body with locknut
(See page E-29 for WLN)



W* – Bulkhead pilot dia.
recommended clearance
hole +.015 over W dia.

TUBE FITTING PART #	HOSE FITTING PART #	END SIZE		C2 HEX (in.)	I 1 (in.)	L7 (in.)	W DIA. (in.)	MAX. BULKHEAD WALL THICKNESS (in.)	STANDARD Dynamic Pressure (x 1,000 PSI)		
		1 (in.)	2 NPTF						-S	-SS	-B
		4 WGTX	0253-2-4N						1/4	1/8-27	11/16
4-4 WGTX	0253-4-4N	1/4	1/4-18	3/4	1.33	2.11	0.44	0.33	6.0	6.0	
6 WGTX	0253-4-6N	3/8	1/4-18	13/16	1.28	2.06	0.56	0.42	6.0	6.0	
6-6 WGTX	0253-6-6N	3/8	3/8-18	7/8	1.28	2.24	0.56	0.42	6.0	6.0	
8 WGTX	0253-6-8N	1/2	3/8-18	1	1.44	2.34	0.75	0.44	6.0	6.0	
8-8 WGTX	0253-8-8N	1/2	1/2-14	1 1/8	1.44	2.61	0.75	0.44	5.0	5.0	
10 WGTX	0253-8-10N	5/8	1/2-14	1 1/8	1.58	2.66	0.88	0.43	5.0	5.0	
12 WGTX	0253-12-12N	3/4	3/4-14	1 3/8	1.75	2.91	1.06	0.44	4.0	4.0	
14 WGTX	0253-12-14N	7/8	3/4-14	1 1/2	1.75	2.89	1.19	0.41	4.0	4.0	
16 WGTX	0253-16-16N	1	1-11 1/2	1 5/8	1.75	3.09	1.31	0.39	3.0	3.0	
24 WGTX	0253-24-24N	1 1/2	1 1/2-11 1/2	2 1/4	1.81	3.35	1.88	0.28	2.0	2.0	

Hose
A

Fittings
21 Series
B

Parkrimp
Crimping
Equipment
C

Hose
Assembly
Equipment
D

Adapters
E

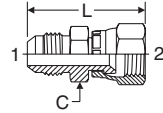
Accessories
F

Appendices
G



XHX6

Extender and Expander
37° Flare / 37° Flare Swivel

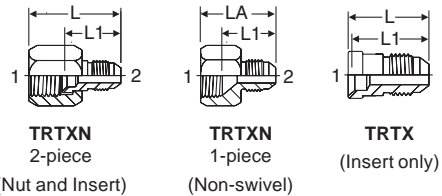


TUBE FITTING PART #	END SIZE		C HEX (in.)	L (in.)	STANDARD Dynamic Pressure (x 1,000 PSI)		
	1 (in.)	2 (in.)			-S	-SS	-B
	4 XHX6	1/4			1/4	9/16	1.39
6 XHX6	3/8	3/8	5/8	1.50	5.0		
6-4 XHX6	3/8	1/4	5/8	1.50	5.0		
8 XHX6	1/2	1/2	13/16	1.71	5.0		
8-6 XHX6	1/2	3/8	13/16	1.72	5.0		
10 XHX6	5/8	5/8	1	2.01	5.0		
10-8 XHX6	5/8	1/2	15/16	1.93	5.0		
12 XHX6	3/4	3/4	1 1/4	2.27	5.0		
12-10 XHX6	3/4	5/8	1 1/8	2.20	5.0		
16 XHX6	1	1	1 1/2	2.47	3.6		
16-12 XHX6	1	3/4	1 1/2	2.31	3.6		
20-16 XHX6	1 1/4	1	1 11/16	2.50	3.6		

0603 (TRTX)

Reducer
37° Flare

SAE 070123 / SAE 070123A



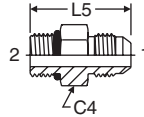
TUBE FITTING PART #			HOSE FITTING PART #	END SIZE		L (in.)	LA (in.)	L1 (in.)	STANDARD Dynamic Pressure (x 1,000 PSI)		
TRTXN	TRTXN	TRTX		1 (in.)	2 (in.)				-S	-SS	-B
2-pc. Design (Insert with Large Nut)	1-pc. Design (Machined Female)	Reducer Insert (For 2-pc. Design Only)									
4-2 TRTXN	-	4-2 TRTX	0603-4-2	1/4	1/8	0.75	1.14	0.69		9.0	
-	4-3 TRTXN	-	-	1/4	3/16	-	1.09	0.66		9.0	
-	5-4 TRTXN	-	-	5/16	1/4	-	1.16	0.71	6.0	7.2	
6-4 TRTXN	-	6-4 TRTX	0603-6-4	3/8	1/4	0.97	1.40	0.90	6.0	7.2	3.3
-	6-5 TRTXN	-	-	3/8	3/16	-	1.19	0.73	6.0	7.2	
8-4 TRTXN	-	8-4 TRTX	0603-8-4	1/2	1/4	1.00	1.50	0.91	6.0	7.2	3.3
8-6 TRTXN	-	8-6 TRTX	0603-8-6	1/2	3/8	1.00	1.50	0.91	6.0	7.2	3.3
10-4 TRTXN	-	10-4 TRTX	0603-10-4	5/8	1/4	1.03	1.61	0.95	5.0	6.0	
10-6 TRTXN	-	10-6 TRTX	0603-10-6	5/8	3/8	1.03	1.61	0.95	5.0	6.0	3.3
-	10-8 TRTXN	-	-	5/8	1/2	-	1.48	0.89	5.0	6.0	
12-4 TRTXN	-	12-4 TRTXN	0603-12-4	3/4	1/4	1.09	1.69	0.98	5.0	6.0	3.3
12-6 TRTXN	-	12-6 TRTXN	0603-12-6	3/4	3/8	1.09	1.69	0.98	5.0	6.0	3.3
12-8 TRTXN	-	12-8 TRTXN	0603-12-8	3/4	1/2	1.19	1.79	1.08	5.0	6.0	3.3
-	12-10 TRTXN	-	-	3/4	5/8	-	1.66	1.02	5.0	6.0	
14-6 TRTXN	-	14-6 TRTX	0603-14-6	7/8	3/8	1.13	1.77	1.01	5.0		
14-10 TRTXN	-	14-10 TRTX	0603-14-10	7/8	5/8	1.33	1.98	1.22	5.0		
-	14-12 TRTXN	-	-	7/8	3/4	-	1.84	1.15	5.0		
16-4 TRTXN	-	16-4 TRTX	0603-16-4	1	1/4	1.22	1.90	1.06		4.8	
16-6 TRTXN	-	16-6 TRTX	0603-16-6	1	3/8	1.22	1.90	1.06		4.8	
16-8 TRTXN	-	16-8 TRTX	0603-16-8	1	1/2	1.27	1.95	1.15	4.0	4.8	
16-10 TRTXN	-	16-10 TRTX	0603-16-10	1	5/8	1.38	2.06	1.20	4.0		
16-12 TRTXN	-	16-12 TRTX	0603-16-12	1	3/4	1.47	2.15	1.36	4.0	4.8	
-	16-14 TRTXN	-	-	1	8/7	-	1.91	1.20	4.0		
20-12 TRTXN	-	20-12 TRTX	0603-20-12	1 1/4	3/4	1.53	2.23	1.37	4.0	4.8	
20-16 TRTXN	-	20-16 TRTX	0603-20-16	1 1/4	1	1.59	2.30	1.44	4.0	4.8	
24-8 TRTXN	-	24-8 TRTX	0603-24-8	1 1/2	1/2	1.56	2.39	1.31		3.6	
24-12 TRTXN	-	24-12 TRTX	0603-24-12	1 1/2	3/4	1.63	2.46	1.43		3.6	
24-16 TRTXN	-	24-16 TRTX	0603-24-16	1 1/2	1	1.63	2.46	1.43	3.0	3.6	
24-20 TRTXN	-	24-20 TRTX	0603-24-20	1 1/2	1 1/4	1.69	2.52	1.47	3.0		
32-24 TRTXN	-	32-24 TRTX	0603-32-24	2	1 1/2	1.91	2.96	1.64	2.0	2.4	



Hose	A
Fittings	B
21 Series	
Parkrimp Crimping Equipment	C
Hose Assembly Equipment	D
Adapters	E
Accessories	F
Appendices	G

0503 (F50X)

Straight Thread Connector
37° Flare / SAE-ORB



SAE 070120

TUBE FITTING PART #	HOSE FITTING PART #	END SIZE		C4 HEX (in.)	L5 (in.)	STANDARD Dynamic Pressure (x 1,000 PSI)		
		1 (in.)	2 UN/UNF-2A			-S	-SS	-B
2 F50X	0503-2-2	1/8	5/16-24	7/16	1.06	7.5	9.0	
3 F50X	0503-3-3	3/16	3/8-24	1/2	1.10	7.5	9.0	
3-2 F50X	0503-2-3	3/16	5/16-24	1/2	1.10		9.0	
4 F50X	0503-4-4	1/4	7/16-20	9/16	1.23	7.5	9.0	
4-3 F50X	0503-3-4	1/4	3/8-24	9/16	1.19		9.0	
4-5 F50X	0503-5-4	1/4	1/2-20	5/8	1.23	6.0	7.2	
4-6 F50X	0503-6-4	1/4	9/16-18	11/16	1.28	6.0	7.2	
4-8 F50X	0503-8-4	1/4	3/4-16	7/8	1.38	6.0	7.2	
4-10 F50X	0503-10-4	1/4	7/8-14	1	1.49	5.0		
5 F50X	0503-5-5	5/16	1/2-20	5/8	1.23	6.0	7.2	
5-4 F50X	0503-4-5	5/16	7/16-20	9/16	1.23	6.0		
5-6 F50X	0503-6-5	5/16	9/16-18	11/16	1.30	6.0		
5-8 F50X	0503-8-5	5/16	3/4-16	7/8	1.37	6.0		
6 F50X	0503-6-6	3/8	9/16-18	11/16	1.30	6.0	7.2	
6-4 F50X	0503-4-6	3/8	7/16-20	5/8	1.27	6.0	7.2	
6-5 F50X	0503-5-6	3/8	1/2-20	5/8	1.27	6.0		
6-8 F50X	0503-8-6	3/8	3/4-16	7/8	1.38	6.0	7.2	
6-10 F50X	0503-10-6	3/8	7/8-14	1	1.50	5.0	6.0	
6-12 F50X	0503-12-6	3/8	1 1/16-12	1 1/4	1.66	5.0	6.0	
8 F50X	0503-8-8	1/2	3/4-16	7/8	1.48	6.0	7.2	
8-4 F50X	0503-4-8	1/2	7/16-20	13/16	1.50	6.0	7.2	
8-6 F50X	0503-6-8	1/2	9/16-18	13/16	1.44	6.0	7.2	
8-10 F50X	0503-10-8	1/2	7/8-14	1	1.59	5.0	6.0	
8-12 F50X	0503-12-8	1/2	1 1/16-12	1 1/4	1.77	5.0	6.0	
8-16 F50X	0503-16-8	1/2	1 5/16-12	1 1/2	1.78	4.5	5.4	
10 F50X	0503-10-10	5/8	7/8-14	1	1.70	5.0	6.0	
10-6 F50X	0503-6-10	5/8	9/16-18	11/16	1.71	5.0	6.0	
10-8 F50X	0503-8-10	5/8	3/4-16	15/16	1.64	5.0	6.0	
10-12 F50X	0503-12-10	5/8	1 1/16-12	1 1/4	1.86	5.0	6.0	
10-16 F50X	0503-16-10	5/8	1 5/16-12	1 1/2	1.89	4.5	5.4	
12 F50X	0503-12-12	3/4	1 1/16-12	1 1/4	1.97	5.0	6.0	
12-8 F50X	0503-8-12	3/4	3/4-16	1 1/8	1.94	5.0	6.0	
12-10 F50X	0503-10-12	3/4	7/8-14	1 1/8	1.88	5.0	6.0	
12-14 F50X	0503-14-12	3/4	1 3/16-12	1 3/8	1.96	5.0		
12-16 F50X	0503-16-12	3/4	1 5/16-12	1 1/2	1.99	4.5	5.4	
12-20 F50X	0503-20-12	3/4	1 5/8-12	1 7/8	2.08	4.0		
14 F50X	0503-14-14	7/8	1 3/16-12	1 3/8	1.99	5.0		
14-16 F50X	0503-16-14	7/8	1 5/16-12	1 1/2	2.02	4.5		
16 F50X	0503-16-16	1	1 5/16-12	1 1/2	2.05	4.5	5.4	
16-8 F50X	0503-8-16	1	3/4-16	1 3/8	1.78	4.5	5.4	
16-10 F50X	0503-10-16	1	7/8-14	1 3/8	2.08	4.5	5.4	
16-12 F50X	0503-12-16	1	1 1/16-12	1 3/8	1.99	4.5	5.4	
16-14 F50X	0503-14-16	1	1 3/16-12	1 3/8	2.05	4.5		
16-20 F50X	0503-20-16	1	1 5/8-12	1 7/8	2.13	4.0	4.8	
16-24 F50X	0503-24-16	1	1 7/8-12	2 1/8	2.20	3.0		
20 F50X	0503-20-20	1 1/4	1 5/8-12	1 7/8	2.17	4.0	4.8	
20-12 F50X	0503-12-20	1 1/4	1 1/16-12	1 11/16	2.30	4.0	4.8	
20-16 F50X	0503-16-20	1 1/4	1 5/16-12	1 11/16	2.33	4.0	4.8	
20-24 F50X	0503-24-20	1 1/4	1 7/8-12	2 1/8	2.24	3.0	3.6	
24 F50X	0503-24-24	1 1/2	1 7/8-12	2 1/8	2.38	3.0	3.6	
24-20 F50X	0503-20-24	1 1/2	1 5/8-12	2	2.53	3.0	3.6	
24-32 F50X	0503-32-24	1 1/2	2 1/2-12	2 3/4	2.53	2.0		
32 F50X	0503-32-32	2	2 1/2-12	2 3/4	2.78	2.0	2.4	
32-24 F50X	0503-32-24	2	1 7/8-12	2 5/8	2.94	2.0		

Hose
A

Fittings
21 Series
B

Parkrimp
Crimping
Equipment
C

Hose
Assembly
Equipment
D

Adapters
E

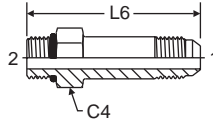
Accessories
F

Appendices
G



05E3 (FF5OX)

Long Straight Thread Connector
37° Flare / SAE-ORB



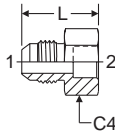
SAE 071720

TUBE FITTING PART #	HOSE FITTING PART #	END SIZE		C4 HEX (in.)	L6 (in.)	STANDARD Dynamic Pressure (x 1,000 PSI)		
		1 (in.)	2 UN/UNF-2A			-S	-SS	-B
4 FF5OX	05E3-4-4	1/4	7/16-20	9/16	2.08	7.5	9.0	
4-6 FF5OX	05E3-6-4	1/4	9/16-18	11/16	2.13		7.2	
6 FF5OX	05E3-6-6	3/8	9/16-18	11/16	2.31	6.0	7.2	
8 FF5OX	05E3-8-8	1/2	3/4-16	7/8	2.70	6.0	7.2	
10 FF5OX	05E3-10-10	5/8	7/8-14	1	3.03	5.0	6.0	
12 FF5OX	05E3-12-12	3/4	1 1/16-12	1 1/4	3.61	5.0	6.0	
16 FF5OX	05E3-16-16	1	1 5/16-12	1 1/2	3.98	4.5	5.4	
20 FF5OX	05E3-20-20	1 1/4	1 5/8-12	1 7/8	4.69	4.0		

XHB3

Braze Socket

37° Flare / Inch Tube Braze



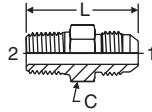
TUBE FITTING PART #	END SIZE		C4 HEX (in.)	L (in.)	STANDARD Dynamic Pressure (x 1,000 PSI)		
	1 (in.)	2 (in.)			-S	-SS	-B
4 XHB3	1/4	1/4	9/16	0.97	7.5		
6 XHB3	3/8	3/8	5/8	1.00	6.0		
6-4 XHB3	3/8	1/4	5/8	1.00	6.0		
6-8 XHB3	3/8	1/2	5/8	1.00	6.0		
8 XHB3	1/2	1/2	13/16	1.12	6.0		
8-10 XHB3	1/2	5/8	13/16	1.12	5.0		
10 XHB3	5/8	5/8	15/16	1.21	5.0		
10-8 XHB3	5/8	1/2	15/16	1.21	5.0		
10-12 XHB3	5/8	3/4	1 1/8	1.37	5.0		
12 XHB3	3/4	3/4	1 1/4	1.51	5.0		
12-10 XHB3	3/4	5/8	1 1/8	1.51	5.0		
12-16 XHB3	3/4	1	1 1/4	1.57	4.0		
16 XHB3	1	1	1 3/8	1.63	4.0		
16-20 XHB3	1	1 1/4	1 11/16	1.73	4.0		
20 XHB3	1 1/4	1 1/4	1 11/16	1.71	4.0		
20-24XHB3	1 1/4	1 1/2	2	1.71	3.0		
24 XHB3	1 1/2	1 1/2	2	1.84	3.0		
32 XHB3	2	2	2 5/8	2.16	2.0		

Note: Braze rings are on page E-30.

Hose	A
Fittings 21 Series	B
Parkrimp Crimping Equipment	C
Hose Assembly Equipment	D
Adapters	E
Accessories	F
Appendices	G

0103 (FTX)

Male Connector
37° Flare / NPTF

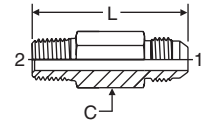


SAE 070102

TUBE FITTING PART #	HOSE FITTING PART #	END SIZE		C HEX (in.)	L (in.)	STANDARD Dynamic Pressure (x 1,000 PSI)		
		1 (in.)	2 NPTF			-S	-SS	-B
2 FTX	0103-2-2	1/8	1/8-27	7/16	1.11	6.0	6.0	3.3
3 FTX	0103-2-3	3/16	1/8-27	7/16	1.14	6.0	6.0	3.3
4 FTX	0103-2-4	1/4	1/8-27	1/2	1.22	6.0	6.0	3.3
4-4 FTX	0103-4-4	1/4	1/4-18	9/16	1.42	6.0	6.0	3.3
4-6 FTX	0103-6-4	1/4	3/8-18	3/4	1.44	6.0	6.0	
4-8 FTX	0103-8-4	1/4	1/2-14	7/8	1.69	6.0	6.0	3.3
5 FTX	0103-2-5	5/16	1/8-27	9/16	1.22	6.0	6.0	3.3
5-4 FTX	0103-4-5	5/16	1/4-18	9/16	1.42	6.0	6.0	3.3
5-6 FTX	0103-6-5	5/16	3/8-18	3/4	1.44	6.0	6.0	
6 FTX	0103-4-6	3/8	1/4-18	5/8	1.43	6.0	6.0	3.3
6-2 FTX	0103-2-6	3/8	1/8-27	5/8	1.24	6.0	6.0	3.3
6-6 FTX	0103-6-6	3/8	3/8-18	3/4	1.44	6.0	6.0	3.3
6-8 FTX	0103-8-6	3/8	1/2-14	7/8	1.69	6.0	6.0	3.3
6-12 FTX	0103-12-6	3/8	3/4-14	1 1/8	1.75	5.5	5.5	
8 FTX	0103-6-8	1/2	3/8-18	13/16	1.53	6.0	6.0	3.3
8-2 FTX	0103-2-8	1/2	1/8-27	1 3/16	1.34	6.0	6.0	
8-4 FTX	0103-4-8	1/2	1/4-18	13/16	1.53	6.0	6.0	3.3
8-8 FTX	0103-8-8	1/2	1/2-14	7/8	1.78	6.0	6.0	3.3
8-12 FTX	0103-12-8	1/2	3/4-14	1 1/8	1.85	5.5	5.5	2.6
8-16 FTX	0103-16-8	1/2	1-11 1/2	1 3/8	2.05	4.5	4.5	
10 FTX	0103-8-10	5/8	1/2-14	15/16	1.89	5.0	5.0	3.3
10-6 FTX	0103-6-10	5/8	3/8-18	15/16	1.70	5.0	5.0	3.3
10-12 FTX	0103-12-10	5/8	3/4-14	1 1/8	1.95	5.0	5.0	
12 FTX	0103-12-12	3/4	3/4-14	1 1/8	2.06	5.0	5.0	2.6
12-6 FTX	0103-6-12	3/4	3/8-18	1 1/8	1.88	5.0	5.0	
12-8 FTX	0103-8-12	3/4	1/2-14	1 1/8	2.06	5.0	5.0	2.9
12-16 FTX	0103-16-12	3/4	1-11 1/2	1 3/8	2.25	5.0	5.0	
12-20 FTX	0103-20-12	3/4	1 1/4-11 1/2	1 11/16	2.36	5.0		
14 FTX	0103-12-14	7/8	3/4-14	1 1/4	2.09	5.0	5.0	
16 FTX	0103-16-16	1	1-11 1/2	1 3/8	2.30	4.5	4.5	2.0
16-8 FTX	0103-8-16	1	1/2-14	1 3/8	2.11	4.5	4.5	
16-12 FTX	0103-12-16	1	3/4-14	1 3/8	2.11	4.5	4.5	2.3
16-20 FTX	0103-20-16	1	1 1/4-11 1/2	1 11/16	2.41	3.0	3.0	
20 FTX	0103-20-20	1 1/4	1 1/4-11 1/2	1 11/16	2.45	3.0	3.0	1.6
20-16 FTX	0103-16-20	1 1/4	1-11 1/2	1 11/16	2.42	3.0		2.0
20-24 FTX	0103-24-20	1 1/4	1 1/2-11 1/2	2	2.55	3.0	3.0	
24 FTX	0103-24-24	1 1/2	1 1/2-11 1/2	2	2.67	3.0	3.0	1.3
24-16 FTX	0103-16-24	1 1/2	1-11 1/2	2	2.62	3.0	3.0	
24-20 FTX	0103-20-24	1 1/2	1 1/4-11 1/2	2	2.66	3.0		
24-32 FTX	0103-32-24	1 1/2	2-11 1/2	2 5/8	2.86	2.0		
32 FTX	0103-32-32	2	2-11 1/2	2 5/8	3.11	2.0	2.0	
32-24 FTX	0103-24-32	2	1 1/2-11 1/2	2 5/8	3.08	2.0	2.0	
40 FTX	0103-40-40	2 1/2	2 1/2-8	3 1/4	3.38	1.0		

013E (FFTX)

Long Male Connector
37° Flare / NPTF

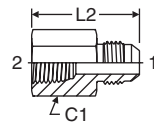


SAE 071802

TUBE FITTING PART #	HOSE FITTING PART #	END SIZE		C HEX (in.)	L (in.)	STANDARD Dynamic Pressure (x 1,000 PSI)		
		1 (in.)	2 NPTF			-S	-SS	-B
4 FFFX	013E-2-4	1/4	1/8-27	1/2	1.81	6.0	6.0	
4-4 FFFX	013E-4-4	1/4	1/4-18	9/16	2.25	6.0	6.0	
6 FFFX	013E-4-6	3/8	1/4-18	5/8	2.25	6.0	6.0	
6-6 FFFX	013E-6-6	3/8	3/8-18	3/4	2.50	6.0	6.0	
8 FFFX	013E-6-8	1/2	3/8-18	13/16	2.75	6.0		
8-8 FFFX	013E-8-8	1/2	1/2-14	15/16	2.80	6.0		
10 FFFX	013E-8-10	5/8	1/2-14	15/16	3.12	5.0		
12 FFFX	013E-12-12	3/4	3/4-14	1 1/8	3.50	5.0	5.0	

0203 (GTX)

Female Connector
37° Flare / NPTF



SAE 070103

TUBE FITTING PART #	HOSE FITTING PART #	END SIZE		C1 HEX (in.)	L2 (in.)	STANDARD Dynamic Pressure (x 1,000 PSI)		
		1 (in.)	2 NPTF			-S	-SS	-B
2 GTX	0203-2-2	1/8	1/8-27	9/16	1.12	6.0	6.0	3.3
3 GTX	0203-3-3	3/16	1/8-27	9/16	1.13			3.3
4 GTX	0203-2-4	1/4	1/8-27	9/16	1.19	6.0	6.0	3.3
4-4 GTX	0203-4-4	1/4	1/4-18	3/4	1.39	6.0	6.0	3.3
4-6 GTX	0203-6-4	1/4	3/8-18	7/8	1.45	6.0		
4-8 GTX	0203-8-4	1/4	1/2-14	1 1/8	1.68	6.0		
5 GTX	0203-2-5	5/16	1/8-27	9/16	1.17	6.0	6.0	3.3
5-4 GTX	0203-4-5	5/16	1/4-18	3/4	1.39	6.0	6.0	3.3
6 GTX	0203-4-6	3/8	1/4-18	3/4	1.41	6.0	6.0	3.3
6-2 GTX	0203-2-6	3/8	1/8-27	5/8	1.19	6.0		
6-6 GTX	0203-6-6	3/8	3/8-18	7/8	1.46	6.0	6.0	3.3
6-8 GTX	0203-8-6	3/8	1/2-14	1 1/8	1.69	5.0	5.0	
8 GTX	0203-6-8	1/2	3/8-18	7/8	1.56	6.0	6.0	3.3
8-4 GTX	0203-4-8	1/2	1/4-18	13/16	1.55	6.0	6.0	
8-8 GTX	0203-8-8	1/2	1/2-14	1 1/8	1.79	5.0	5.0	3.3
8-12 GTX	0203-12-8	1/2	3/4-14	1 3/8	1.85	4.0	4.0	
10 GTX	0203-8-10	5/8	1/2-14	1 1/8	1.89	5.0	5.0	3.3
10-12 GTX	0203-12-10	5/8	3/4-14	1 3/8	1.95	4.0	4.0	
12 GTX	0203-12-12	3/4	3/4-14	1 3/8	2.06	4.0	4.0	2.6
12-8 GTX	0203-8-12	3/4	1/2-14	1 1/8	2.05	5.0	5.0	
12-16 GTX	0203-16-12	3/4	1-11 1/2	1 5/8	2.30	3.0	3.0	
14 GTX	0203-12-14	7/8	3/4-14	1 3/8	2.06	4.0	4.0	
16 GTX	0203-16-16	1	1-11 1/2	1 5/8	2.35	3.0	3.0	2.0
16-12 GTX	0203-12-16	1	3/4-14	1 3/8	2.13	4.0	4.0	
16-20 GTX	0203-20-16	1	1 1/4-11 1/2	2	2.44	2.5	2.5	
20 GTX	0203-20-20	1 1/4	1 1/4-11 1/2	2	2.49	2.5	2.5	
20-16 GTX	0203-16-20	1 1/4	1-11 1/2	1 3/4	2.47	3.0	3.0	
24 GTX	0203-24-24	1 1/2	1 1/2-11 1/2	2 3/8	2.62	2.0	2.0	
32 GTX	0203-32-32	2	2-11 1/2	2 7/8	2.97	1.5	1.5	

Hose
A

Fittings
21 Series
B

Parkrimp
Crimping
Equipment
C

Hose
Assembly
Equipment
D

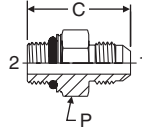
Adapters
E

Accessories
F

Appendices
G

F87OMX

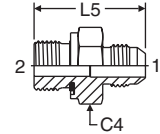
Male Connector – ISO 6149
37° Flare / ISO 6149



TUBE FITTING PART #	END SIZE		C (mm)	P (mm)	STANDARD Dynamic Pressure (x 1,000 PSI)		
	1 (mm)	2 Male Metric Parallel Thread			-S	-SS	-B
5M12F87OMX	8	M12x1.5	33.5	19	6.0		
6M14F87OMX	10	M14x1.5	33.5	19	6.0	6.0	
6M16F87OMX	10	M16x1.5	35.1	22	6.0		
8M16F87OMX	12	M16x1.5	37.6	22	6.0		
8M18F87OMX	12	M18x1.5	39.1	24	5.0	5.0	
10M18F87OMX	14, 15, 16	M18x1.5	41.7	24	5.0		
10M22F87OMX	14, 15, 16	M22x1.5	42.9	27	5.0	5.0	
12M22F87OMX	18, 20	M22x1.5	45.5	27	5.0		
12M27F87OMX	18, 20	M27x2	49.0	32	5.0	5.0	
16M27F87OMX	25	M27x2	50.5	36	5.0		
16M33F87OMX	25	M33x2	51.6	41	4.0		
20M42F87OMX	30, 32	M42x2	54.9	50	4.0		
24M48F87OMX	38	M48x2	59.4	55	3.0		

F82EDMX

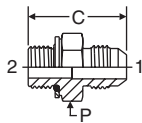
Male Connector – Metric
37° Flare / Metric-ED



TUBE FITTING PART #	END SIZE		C4 (mm)	L5 (mm)	STANDARD Dynamic Pressure (x 1,000 PSI)		
	1 (mm)	2 Male Metric Parallel Thread			-S	-SS	-B
5M12F82EDMX	8	M12x1.5	17	33.5	6.0		
6M14F82EDMX	10	M14x1.5	19	33.5	6.0		
6M16F82EDMX	10	M16x1.5	22	35.1	6.0		
8M16F82EDMX	12	M16x1.5	22	37.6	6.0		
8M18F82EDMX	12	M18x1.5	24	39.1	5.0		
10M18F82EDMX	14, 15, 16	M18x1.5	24	41.7	5.0		
10M22F82EDMX	14, 15, 16	M22x1.5	27	42.9	5.0		
12M22F82EDMX	18, 20	M22x1.5	27	45.5	5.0		
12M27F82EDMX	18, 20	M27x2	32	49.0	5.0		
16M27F82EDMX	25	M27x2	36	52.7	4.5		
16M33F82EDMX	25	M33x2	41	51.6	4.0		
20M42F82EDMX	30, 32	M42x2	50	54.9	4.0		

F80MX

Male Connector – Metric
37° Flare / Metric-ORR

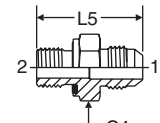


TUBE FITTING PART #	END SIZE		C (mm)	P (mm)	STANDARD Dynamic Pressure (x 1,000 PSI)		
	1 (mm)	2 Male Metric Parallel Thread			-S	-SS	-B
5M12F80MX	8	M12x1.5	33.5	19	5.0		
6M14F80MX	10	M14x1.5	33.5	19	5.0		
8M16F80MX	12	M16x1.5	37.6	22	5.0		
8M18F80MX	12	M18x1.5	39.1	24	3.6		
10M18F80MX	14, 15, 16	M18x1.5	41.7	24	3.6		
10M20F80MX	14, 15, 16	M20x1.5	44.6	27	3.0		
10M22F80MX	14, 15, 16	M22x1.5	42.9	27	3.6		
12M22F80MX	18, 20	M22x1.5	45.5	27	3.6		
12M24F80MX	18, 20	M24x1.5	44.5	30	3.0		
12M27F80MX	18, 20	M27x2	49.0	32	3.0		
16M27F80MX	25	M27x2	50.5	36	3.0		
16M33F80MX	25	M33x2	51.6	41	3.0		
20M42F80MX	30, 32	M42x2	54.9	50	3.0		
24M48F80MX	38	M48x2	59.4	55			

Note: If F80MX is not available, use F82EDMX.

F42EDMX

Male Connector – BSPP
37° Flare / BSPP-ED



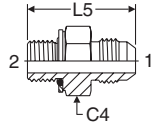
TUBE FITTING PART #	END SIZE		C4 (mm)	L5 (mm)	STANDARD Dynamic Pressure (x 1,000 PSI)		
	1 (mm)	2 BSPP			-S	-SS	-B
4-4F42EDMX	6	1/4-19	19	34.8	6.0		
4-6F42EDMX	6	3/8-19	22	35.7	6.0		
4-8F42EDMX	6	1/2-14	30	39.2	5.0		
5F42EDMX	8	1/8-28	14	30.0	6.0		
5-4F42EDMX	8	1/4-19	19	34.8	6.0		
5-6F42EDMX	8	3/8-19	22	35.7	6.0		
6-2F42EDMX	10	1/8-28	16	31.0	6.0		
6F42EDMX	10	1/4-19	19	35.1	6.0		
6-6F42EDMX	10	3/8-19	22	36.0	6.0		
6-8F42EDMX	10	1/2-14	30	39.4	5.0		
8F42EDMX	12	3/8-19	22	33.5	6.0		
8-4F42EDMX	12	1/4-19	19	38.7	6.0		
8-8F42EDMX	12	1/2-14	30	42.0	5.0		
8-12F42EDMX	12	3/4-14	36	45.6	5.0		
10F42EDMX	14, 15, 16	1/2-14	30	44.5	5.0		
10-6F42EDMX	14, 15, 16	3/8-19	24	42.6	5.0		
10-12F42EDMX	14, 15, 16	3/4-14	32	48.1	5.0		
12F42EDMX	18, 20	3/4-14	36	50.9	5.0		
12-6F42EDMX	18, 20	3/8-19	27	50.1	5.0		
12-8F42EDMX	18, 20	1/2-14	30	49.0	5.0		
12-16F42EDMX	18, 20	1-11	46	53.4	4.0		
16F42EDMX	25	1-11	46	54.7	4.0		
16-12F42EDMX	25	3/4-14	36	52.7	4.5		
16-20F42EDMX	25	1 1/4-11	50	58.7	4.0		
20-16F42EDMX	30, 32	1-11	46	62.1	4.0		
20F42EDMX	30, 32	1 1/4-11	50	60.0	4.0		
20-24F42EDMX	30, 32	1 1/2-11	55	63.8	3.0		
24F42EDMX	38	1 1/2-11	55	67.1	3.0		
24-20F42EDMX	38	1 1/4-11	50	63.8	3.0		



Hose
A
 Fittings
 21 Series
B
 Parkrimp
 Crimping
 Equipment
C
 Hose
 Assembly
 Equipment
D
 Adapters
E
 Accessories
F
 Appendices
G

F4OMX

Male Connector – BSPP
37° Flare / BSPP-ORR

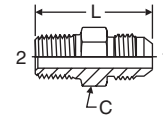


TUBE FITTING PART #	END SIZE		C4 (mm)	L5 (mm)	STANDARD Dynamic Pressure (x 1,000 PSI)		
	1 (mm)	2 BSPP			-S	-SS	-B
	4F4OMX	6			1/8-28	16	28.7
4-4F4OMX	6	1/4-19	19	32.0	5.0		
4-6F4OMX	6	3/8-19	22	33.0	5.0		
4-8F4OMX	6	1/2-14	30	38.6	5.0		
5-4F4OMX	8	1/4-19	19	32.0	5.0		
5-6F4OMX	8	3/8-19	22	33.0	5.0		
6F4OMX	10	1/4-19	19	32.0	5.0		
6-6F4OMX	10	3/8-19	22	33.0	5.0		
6-8F4OMX	10	1/2-14	30	38.6	5.0		
8-4F4OMX	12	1/4-19	19	35.0	5.0		
8F4OMX	12	3/8-19	22	36.0	5.0		
8-8F4OMX	12	1/2-14	30	41.4	5.0		
8-12F4OMX	12	3/4-14	36	42.4	4.0		
10-6F4OMX	14, 15, 16	3/8-19	24	39.1	5.0		
10F4OMX	14, 15, 16	1/2-14	30	43.9	5.0		
12-8F4OMX	18, 20	1/2-14	30	46.7	5.0		
12F4OMX	18, 20	3/4-14	36	47.5	4.0		
12-16F4OMX	18, 20	1-11	46	52.6	4.0		
16-12F4OMX	25	3/4-14	36	48.5	4.0		
16F4OMX	25	1-11	46	53.6	4.0		
16-20F4OMX	25	1 1/4-11	50	55.1	3.6		
20F4OMX	30, 32	1 1/4-11	50	56.9	3.6		
24-20F4OMX	38	1 1/4-11	50	60.4	3.0		
24F4OMX	38	1 1/2-11	55	61.0	3.0		

Note: If F4OMX is not available, use F42EDMX.

F3MX

Male Connector – BSPT
37° Flare / BSPT



TUBE FITTING PART #	END SIZE		C HEX (mm)	L (mm)	STANDARD Dynamic Pressure (x 1,000 PSI)		
	1 (mm)	2 BSPT			-S	-SS	-B
	4F3MX	6			1/8-28	13	31.0
4-4F3MX	6	1/4-19	14	36.0	4.5		
5F3MX	8	1/8-28	14	31.0	4.5		
5-4F3MX	8	1/4-19	14	36.0	4.5		
6F3MX	10	1/4-19	16	36.3	4.5		
6-6F3MX	10	3/8-19	19	36.4	4.5		
6-8F3MX	10	1/2-14	22	42.9	4.5		
8-4F3MX	12	1/4-19	19	38.9	4.5		
8F3MX	12	3/8-19	19	38.9	4.5		
8-8F3MX	12	1/2-14	22	45.5	4.5		
10-6F3MX	14,15,16	3/8-19	24	43.2	4.5		
10F3MX	14,15,16	1/2-14	24	48.0	4.5		
10-12F3MX	14,15,16	3/4-14	27	49.5	2.3		
12-8F3MX	18,20	1/2-14	27	52.3	4.5		
12F3MX	18,20	3/4-14	27	52.3	2.3		
12-16F3MX	18,20	1-11	36	57.1	2.3		
16-12F3MX	25	3/4-14	36	53.6	2.3		
16F3MX	25	1-11	36	58.4	2.3		
20-16F3MX	30,32	1-11	46	61.4	2.3		
20F3MX	30,32	1 1/4-11	46	62.2	2.3		
24F3MX	38	1 1/2-11	50	68.1	2.3		

Hose

A

Fittings 21 Series

B

Parkrimp Crimping Equipment

C

Hose Assembly Equipment

D

Adapters

E

Accessories

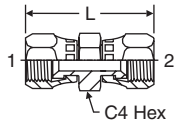
F

Appendices

G

0606 (HX6)

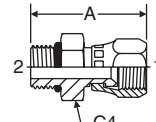
Swivel Nut Union
37° Swivel / 37° Swivel



TUBE FITTING PART #	HOSE FITTING PART #	END SIZE		C4 HEX (in.)	L (in.)	STANDARD Dynamic Pressure (x 1,000 PSI)		
		1 & 2 (in.)	HEX (in.)			-S	-SS	-B
		4 HX6	0606-4-4			1/4	9/16	1.48
6 HX6	0606-6-6	3/8	11/16	1.75	5.0			
8 HX6	0606-8-8	1/2	7/8	2.02	5.0			
10 HX6	0606-10-10	5/8	1	2.24	5.0			
12 HX6	0606-12-12	3/4	1 1/4	2.43	5.0			
16 HX6	0606-16-16	1	1 1/2	2.68	3.6			

0506 (F65OX)

Swivel Straight Thread Connector
37° Swivel / SAE-ORB

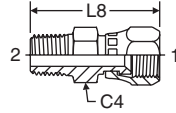


TUBE FITTING PART #	HOSE FITTING PART #	END SIZE		A (in.)	C4 HEX (in.)	STANDARD Dynamic Pressure (x 1,000 PSI)		
		1 (in.)	2 UN/UNF-2B			-S	-SS	-B
		4 F65OX	0506-4-4			1/4	7/16-20	1.31
4-6 F65OX	0506-6-4	1/4	9/16-18	1.37	11/16	6.0		
5 F65OX	0506-5-5	5/16	1/2-20	1.35	0.625	6.0		
6 F65OX	0506-6-6	3/8	9/16-18	1.43	11/16	6.0	6.0	
6-4 F65OX	0506-4-6	3/8	9/16-18	1.37	9/16	6.0		
6-8 F65OX	0506-8-6	3/8	3/4-16	1.50	7/8	5.0	6.0	
8 F65OX	0506-8-8	1/2	3/4-16	1.61	7/8	5.0	6.0	
8-6 F65OX	0506-6-8	1/2	9/16-18	1.54	13/16	5.0		
8-10 F65OX	0506-10-8	1/2	3/4-16	1.88	7/8	5.0		
10 F65OX	0506-10-10	5/8	7/8-14	1.84	1 1/16	5.0	6.0	
10-8 F65OX	0506-8-10	5/8	3/4-16	1.67	1	5.0		
10-12 F65OX	0506-12-10	5/8	1 1/16-12	1.92	1 1/4	5.0		
12 F65OX	0506-12-12	3/4	1 1/16-12	2.07	1 1/4	5.0	6.0	
12-10 F65OX	0506-10-12	3/4	7/8-14	2.10	1 1/4	5.0		
12-16 F65OX	0506-16-12	3/4	1 1/16-12	2.24	1 1/2	3.6		
16 F65OX	0506-16-16	1	1 5/16-12	2.28	1 1/2	3.6	4.3	
16-12 F65OX	0506-12-16	1	1 5/16-12	2.14	1 1/2	4.5		
20 F65OX	0506-20-20	1 1/4	1 5/8-12	2.49	2	3.6	4.3	



0106 (F6X)

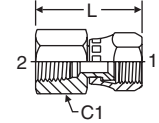
Swivel Connector
37° Swivel / NPTF



TUBE FITTING PART #	HOSE FITTING PART #	END SIZE		C4 (in.)	L8 (in.)	STANDARD Dynamic Pressure (x 1,000 PSI)		
		1 (in.)	2 NPTF			-S	-SS	-B
4-4 F6X	0106-4-4	1/4	1/4-18	9/16	1.46	6.0	6.0	
5-4 F6X	0106-4-5	5/16	1/4-18	5/8	1.57	6.0	6.0	
6 F6X	0106-4-6	3/8	1/4-18	11/16	1.59	5.0	5.0	
6-6 F6X	0106-6-6	3/8	3/8-18	3/4	1.59	5.0	5.0	
8 F6X	0106-6-8	1/2	3/8-18	7/8	1.69	5.0	5.0	
8-8 F6X	0106-8-8	1/2	1/2-14	7/8	1.92	5.0	5.0	
10 F6X	0106-8-10	5/8	1/2-14	1	2.05	5.0	5.0	
10-6 F6X	0106-6-10	5/8	3/8-18	1	1.87	5.0	5.0	
12 F6X	0106-12-12	3/4	3/4-14	1 1/4	2.15	5.0	5.0	
12-8 F6X	0106-8-12	3/4	1/2-14	1 1/4	2.15	5.0	5.0	
16 F6X	0106-16-16	1	1-11 1/2	1 1/2	2.50	3.6	3.6	
16-12 F6X	0106-12-16	1	3/4-14	1 1/2	2.33	3.6	3.6	
20 F6X	0106-20-20	1 1/4	1 1/4-11 1/2	2	2.76	3.0	3.0	
24 F6X	0106-24-24	1 1/2	1 1/2-11 1/2	2 1/4	3.05	2.5	2.5	
32 F6X	0106-32-32	2	2-11 1/2	2 5/8	3.38	2.0	2.0	

0206 (G6X)

Swivel Nut Female Connector
37° Swivel / NPTF



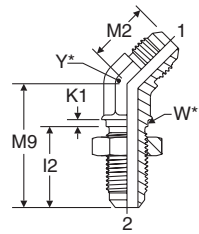
TUBE FITTING PART #	HOSE FITTING PART #	END SIZE		C1 (in.)	L (in.)	STANDARD Dynamic Pressure (x 1,000 PSI)		
		1 (in.)	2 NPTF			-S	-SS	-B
4-4 G6X	0206-4-4	1/4	1/4-18	3/4	1.43	6.0	6.0	
6 G6X	0206-4-6	3/8	1/4-18	3/4	1.44	5.0	5.0	
6-6 G6X	0206-6-6	3/8	3/8-18	7/8	1.54	5.0	5.0	
6-8 G6X	0206-8-6	3/8	1/2-14	1 1/8	1.80	5.0	5.0	
8 G6X	0206-6-8	1/2	3/8-18	7/8	1.69	5.0	5.0	
8-8 G6X	0206-8-8	1/2	1/2-14	1 1/8	1.94	5.0	5.0	
10 G6X	0206-8-10	5/8	1/2-14	1 1/8	1.98	5.0	5.0	
12 G6X	0206-12-12	3/4	3/4-14	1 3/8	2.08	4.0	4.0	
12-8 G6X	0206-8-12	3/4	1/2-14	1 1/4	2.07	5.0	5.0	
16 G6X	0206-16-16	1	1-11 1/2	1 5/8	2.45	3.0	3.0	
20 G6X	0206-20-20	1 1/4	1 1/4-11 1/2	2	2.81	2.5	2.5	
24 G6X	0206-24-24	1 1/2	1 1/2-11 1/2	2 3/8	3.01	2.0	2.0	
32 G6X	0206-32-32	2	2-11 1/2	2 7/8	3.40	1.5	1.5	

3353 (WNTX)

45° Bulkhead Union Elbow
37° Flare / 37° Flare

SAE 070801

WNTX-WLN – Body with locknut
(See page E-29 for WLN)



Y* – Across wrench flats.

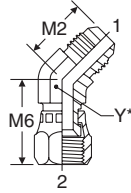
W** – Bulkhead pilot dia. recommended clearance hole +.015 over W dia.

TUBE FITTING PART #	HOSE FITTING PART #	END SIZE		I2 (in.)	K1 (in.)	M2 (in.)	M9 (in.)	W DIA. (in.)	MAX. BULKHEAD WALL THICKNESS (in.)	Y (in.)	STANDARD Dynamic Pressure (x 1,000 PSI)		
		1 & 2 (in.)	-S								-SS	-B	
													4 WNTX
5 WNTX	3353-5-5N	5/16	1.02	0.09	0.78	1.66	0.56	0.21	9/16	7.5	7.5		
6 WNTX	3353-6-6N	3/8	1.09	0.09	0.83	1.67	0.56	0.28	9/16	7.5	6.0		
8 WNTX	3353-8-8N	1/2	1.25	0.13	0.98	1.94	0.75	0.33	3/4	6.0	6.0		
10 WNTX	3353-10-10N	5/8	1.39	0.13	1.11	2.17	0.82	0.32	7/8	5.0	5.0		
12 WNTX	3353-12-12N	3/4	1.56	0.13	1.28	2.44	1.06	0.34	1 1/16	5.0	5.0		
16 WNTX	3353-16-16N	1	1.56	0.13	1.47	2.56	1.31	0.29	1 5/16	4.5	3.5		
20 WNTX	3353-20-20N	1 1/4	1.61	0.13	1.59	2.65	1.63	0.29	1 5/8	4.0	4.0		

Hose
A

3703 (V6X)
45° Swivel Nut Elbow
37° Flare / 37° Swivel

SAE 070321



Y* – Across wrench flats

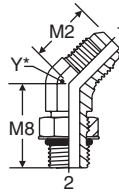
Fittings
21 Series
B

TUBE FITTING PART #	HOSE FITTING PART #	END SIZE		M2 (in.)	M6 (in.)	Y (in.)	STANDARD Dynamic Pressure (x 1,000 PSI)		
		1 & 2 (in.)						-S	-SS
4 V6X	3703-4-4	1/4	0.72	0.94	7/16	7.5	7.7		
5 V6X	3703-5-5	5/16	0.77	1.00	9/16	6.0			
6 V6X	3703-6-6	3/8	0.83	1.12	9/16	5.0	6.0		
8 V6X	3703-8-8	1/2	0.98	1.28	3/4	5.0	6.0		
10 V6X	3703-10-10	5/8	1.11	1.44	7/8	5.0	5.0		
12 V6X	3703-12-12	3/4	1.28	1.50	1 1/16	5.0	5.0		
14 V6X	3703-14-14	7/8	1.39	1.62	1 3/16	4.0			
16 V6X	3703-16-16	1	1.47	1.75	1 5/16	3.6	2.5		
20 V6X	3703-20-20	1 1/4	1.59	2.03	1 5/8	3.6	2.5		
24 V6X	3703-24-24	1 1/2	1.78	2.27	1 7/8	2.5			
32 V6X	3703-32-32	2	2.22	2.76	2 1/2	1.5	1.5		

Parkrimp
Crimping
Equipment
C

3503 (V5OX)
45° Straight Thread Elbow
37° Flare / SAE-ORB

SAE 070320



Y* – Across wrench flats

Hose
Assembly
Equipment
D

TUBE FITTING PART #	HOSE FITTING PART #	END SIZE		M2 (in.)	M8 (in.)	Y (in.)	STANDARD Dynamic Pressure (x 1,000 PSI)			
		1 (in.)	2 UN/UNF-2A							-S
4 V5OX	3503-4-4	1/4	7/16-20	0.72	1.05	7/16	6.0	6.0		
4-6 V5OX	3503-6-4	1/4	9/16-18	0.82	1.14	9/16	6.0			
5 V5OX	3503-5-5	5/16	1/2-20	0.77	1.05	9/16	6.0			
6 V5OX	3503-6-6	3/8	9/16-18	0.83	1.14	9/16	6.0	5.4		
6-4 V5OX	3503-4-6	3/8	7/16-20	0.83	1.08	9/16	6.0			
6-8 V5OX	3503-8-6	3/8	3/4-16	0.86	1.30	3/4	6.0			
8 V5OX	3503-8-8	1/2	3/4-16	0.98	1.30	3/4	6.0	5.4		
8-6 V5OX	3503-6-8	1/2	9/16-18	0.98	1.09	3/4	6.0	5.4		
8-10 V5OX	3503-10-8	1/2	7/8-14	1.00	1.52	7/8	5.0	5.4		
8-12 V5OX	3503-12-8	1/2	1 1/16-12	1.06	1.66	1 1/16	5.0			
10 V5OX	3503-10-10	5/8	7/8-14	1.11	1.52	7/8	5.0	5.4		
10-8 V5OX	3503-8-10	5/8	3/4-16	1.11	1.38	7/8	5.0			
10-12 V5OX	3503-12-10	5/8	1 1/16-12	1.16	1.73	1 1/16	5.0			
12 V5OX	3503-12-12	3/4	1 1/16-12	1.28	1.73	1 1/16	5.0	5.4		
12-10 V5OX	3503-10-12	3/4	7/8-14	1.28	1.58	1 1/16	5.0	5.4		
12-16 V5OX	3503-16-12	3/4	1 5/16-12	1.42	1.86	1 5/16	4.0			
14 V5OX	3503-14-14	7/8	1 3/16-12	1.45	1.86	1 5/16	5.0			
16 V5OX	3503-16-16	1	1 5/16-12	1.47	1.86	1 5/16	4.0	3.0		
16-12 V5OX	3503-12-16	1	1 1/16-12	1.47	1.86	1 5/16	4.0			
16-20 V5OX	3503-20-16	1	1 5/8-12	1.55	1.91	1 5/8	4.0			
20 V5OX	3503-20-20	1 1/4	1 5/8-12	1.59	1.91	1 5/8	4.0	2.5		
20-16 V5OX	3503-16-20	1 1/4	1 5/16-12	1.59	1.91	1 5/8	4.0			
24 V5OX	3503-24-24	1 1/2	1 7/8-12	1.78	1.91	1 7/8	3.0			
32 V5OX	3503-32-32	2	2 1/2-12	2.22	1.86	2 1/2	2.0			

Adapters
E

Accessories
F

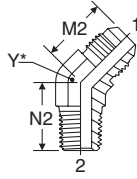
Appendices
G



3103 (VTX)

45° Male Elbow
37° Flare / NPTF

SAE 070302



Y* – Across wrench flats

TUBE FITTING PART #	HOSE FITTING PART #	END SIZE		M2 (in.)	N2 (in.)	Y (in.)	STANDARD Dynamic Pressure (x 1,000 PSI)		
		1 (in.)	2 NPTF				-S	-SS	-B
		2 VTX	3103-2-2				1/8	1/8-27	0.69
3 VTX	3103-2-3	3/16	1/8-27	0.69	0.53	7/16	6.0		
4 VTX	3103-2-4	1/4	1/8-27	0.72	0.64	7/16	6.0	6.0	3.3
4-4 VTX	3103-4-4	1/4	1/4-18	0.82	0.86	9/16	6.0	6.0	3.3
4-6 VTX	3103-6-4	1/4	3/8-18	0.92	0.95	3/4	6.0		
5 VTX	3103-2-5	5/16	1/8-27	0.77	0.64	9/16	6.0	6.0	3.3
5-4 VTX	3103-4-5	5/16	1/4-18	0.82	0.86	9/16	6.0	6.0	
6 VTX	3103-4-6	3/8	1/4-18	0.83	0.86	9/16	6.0	6.0	3.3
6-2 VTX	3103-2-6	3/8	1/8-27	0.83	0.67	9/16	6.0	6.0	3.3
6-6 VTX	3103-6-6	3/8	3/8-18	0.87	0.95	3/4	6.0	6.0	3.3
6-8 VTX	3103-8-6	3/8	1/2-14	1.06	1.17	7/8	6.0	6.0	
8 VTX	3103-6-8	1/2	3/8-18	0.98	0.95	3/4	6.0	6.0	3.3
8-4 VTX	3103-4-8	1/2	1/4-18	0.98	0.95	3/4	6.0	6.0	
8-8 VTX	3103-8-8	1/2	1/2-14	0.99	1.17	7/8	6.0	6.0	3.3
8-12 VTX	3103-12-8	1/2	3/4-14	1.04	1.20	1 1/16	4.0	4.0	
10 VTX	3103-8-10	5/8	1/2-14	1.11	1.17	7/8	5.0	5.0	3.3
10-6 VTX	3103-6-10	5/8	3/8-18	1.11	0.98	7/8	5.0	5.0	
10-12 VTX	3103-12-10	5/8	3/4-14	1.28	1.20	1 1/16	4.0		
12 VTX	3103-12-12	3/4	3/4-14	1.28	1.20	1 1/16	4.0	4.0	2.6
12-8 VTX	3103-8-12	3/4	1/2-14	1.28	1.20	1 1/16	5.0	5.0	
12-16 VTX	3103-16-12	3/4	1-11 1/2	1.42	1.48	1 5/16	3.0		
14 VTX	3103-12-14	7/8	3/4-14	1.39	1.27	1 5/16	4.0		
16 VTX	3103-16-16	1	1-11 1/2	1.47	1.48	1 5/16	3.0	3.0	2.0
16-12 VTX	3103-12-16	1	3/4-14	1.47	1.29	1 5/16	4.0	4.0	
16-20 VTX	3103-20-16	1	1 1/4-11 1/2	1.59	1.67	1 5/8	2.5		
20 VTX	3103-20-20	1 1/4	1 1/4-11 1/2	1.59	1.67	1 5/8	2.5	2.5	
20-16 VTX	3103-16-20	1 1/4	1-11 1/2	1.59	1.63	1 5/8	3.0		
24 VTX	3103-24-24	1 1/2	1 1/2-11 1/2	1.78	1.77	1 7/8	2.5	2.5	
32 VTX	3103-32-32	2	2-11 1/2	2.22	2.11	2 1/2	2.0		

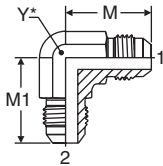
A	Hose
B	Fittings 21 Series
C	Parkrimp Crimping Equipment
D	Hose Assembly Equipment
E	Adapters
F	Accessories
G	Appendices



2303 (ETX)

Union Elbow
37° Flare / 37° Flare

SAE 070201

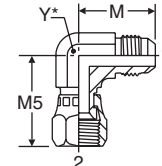


Y* – Across wrench flats

3903 (C6X)

Swivel Nut Elbow
37° Flare / 37° Swivel

SAE 070221



Y* – Across wrench flats

TUBE FITTING PART #	HOSE FITTING PART #	END SIZE		M (in.)	M1 (in.)	Y (in.)	STANDARD Dynamic Pressure (x 1,000 PSI)		
		1 (in.)	2 (in.)				-S	-SS	-B
2 ETX	2303-2-2	1/8	1/8	0.78	0.78	7/16	7.5	7.7	
3 ETX	2303-3-3	3/16	3/16	0.83	0.83	7/16		7.7	
4 ETX	2303-4-4	1/4	1/4	0.89	0.89	7/16	7.5	7.7	3.3
5 ETX	2303-5-5	5/16	5/16	0.95	0.95	9/16	6.0	6.0	3.3
6 ETX	2303-6-6	3/8	3/8	1.06	1.06	9/16	6.0	6.0	3.3
6-4 ETX	2303-4-6	3/8	1/4	1.06	1.05	9/16	6.0		
8 ETX	2303-8-8	1/2	1/2	1.25	1.25	3/4	6.0	6.0	3.3
8-6 ETX	2303-6-8	1/2	3/8	1.25	1.14	3/4	6.0		
10 ETX	2303-10-10	5/8	5/8	1.45	1.45	7/8	5.0	5.0	3.3
10-8 ETX	2303-8-10	5/8	1/2	1.45	1.33	7/8	5.0		
12 ETX	2303-12-12	3/4	3/4	1.66	1.66	1 1/16	5.0	5.0	3.3
12-8 ETX	2303-8-12	3/4	1/2	1.66	1.42	1 1/16			
12-10 ETX	2303-10-12	3/4	5/8	1.66	1.54	1 1/16		5.0	
14 ETX	2303-14-14	7/8	7/8	1.73	1.73	1 3/16	5.0		
16 ETX	2303-16-16	1	1	1.81	1.81	1 5/16	4.0	3.5	2.3
16-12 ETX	2303-12-16	1	3/4	1.81	1.77	1 5/16			
20 ETX	2303-20-20	1 1/4	1 1/4	2.06	2.06	1 5/8	4.0	3.0	
24 ETX	2303-24-24	1 1/2	1 1/2	2.33	2.33	1 7/8	3.0	2.0	
32 ETX	2303-32-32	2	2	3.06	3.06	2 1/2	2.0	1.5	

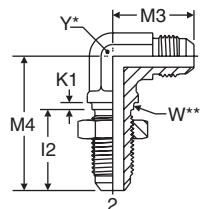
TUBE FITTING PART #	HOSE FITTING PART #	END SIZE		M (in.)	M5 (in.)	Y (in.)	STANDARD Dynamic Pressure (x 1,000 PSI)		
		1 & 2 (in.)						-S	-SS
3 C6X	3903-3-3	3/16		0.83	1.00	7/16	7.5	7.7	
4 C6X	3903-4-4	1/4		0.89	1.00	7/16	7.5	7.7	
5 C6X	3903-5-5	5/16		0.95	1.06	9/16	6.0		
6 C6X	3903-6-6	3/8		1.06	1.25	9/16	5.0	6.0	
8 C6X	3903-8-8	1/2		1.25	1.38	3/4	5.0	6.0	
10 C6X	3903-10-10	5/8		1.45	1.62	7/8	5.0	5.0	
12 C6X	3903-12-12	3/4		1.66	1.75	1 1/16	5.0	5.0	
14 C6X	3903-14-14	7/8		1.80	1.78	1 5/16	4.0		
16 C6X	3903-16-16	1		1.81	2.00	1 5/16	3.6	2.5	
20 C6X	3903-20-20	1 1/4		2.06	2.31	1 5/8	3.6	2.5	
24 C6X	3903-24-24	1 1/2		2.33	2.59	1 7/8	2.5	2.0	
32 C6X	3903-32-32	2		3.06	3.51	2 1/2	1.5	1.5	

2353 (WETX)

Bulkhead Union Elbow
37° Flare / 37° Flare

SAE 070701

WETX-WLN – Body with locknut
(See page E-29 for WLN)



Y* – Across wrench flats.

W** – Bulkhead pilot dia. recommended clearance hole +.015 over W dia.

TUBE FITTING PART #	HOSE FITTING PART #	END SIZE		I 2 (in.)	K1 (in.)	M3 (in.)	M4 (in.)	W DIA. (in.)	MAX. BULKHEAD WALL THICKNESS (in.)	Y (in.)	STANDARD Dynamic Pressure (x 1,000 PSI)		
		1 & 2 (in.)										-S	-SS
3 WETX	2353-3-3N	3/16		0.92	0.09	0.94	1.50	0.38	0.21	7/16	7.5	7.7	
4 WETX	2353-4-4N	1/4		1.02	0.09	0.97	1.59	0.44	0.21	7/16	7.5	7.7	3.3
5 WETX	2353-5-5N	5/16		1.02	0.09	1.06	1.72	0.50	0.21	9/16	6.0		
6 WETX	2353-6-6N	3/8		1.09	0.09	1.09	1.81	0.56	0.28	9/16	6.0	6.0	3.3
8 WETX	2353-8-8N	1/2		1.25	0.13	1.36	2.11	0.75	0.33	3/4	6.0	6.0	3.3
10 WETX	2353-10-10N	5/8		1.39	0.13	1.56	2.39	0.88	0.32	7/8	5.0	5.0	
12 WETX	2353-12-12N	3/4		1.56	0.13	1.78	2.67	1.06	0.34	1 1/16	5.0	5.0	
14 WETX	2353-14-14N	7/8		1.56	0.13	1.92	2.80	1.19	0.31	1 5/8	5.0		
16 WETX	2353-16-16N	1		1.56	0.13	1.94	2.80	1.31	0.29	1 5/8	4.0	3.5	
20 WETX	2353-20-20N	1 1/4		1.61	0.13	2.17	3.13	1.63	0.29	1 5/8	4.0	3.0	

Hose
A

Fittings
21 Series
B

Parkrimp
Crimping
Equipment
C

Hose
Assembly
Equipment
D

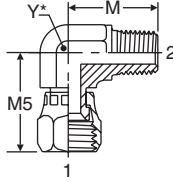
Adapters
E

Accessories
F

Appendices
G

2106 (X6EF)

Swivel Elbow Connector
37° Swivel / NPTF

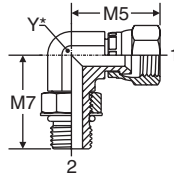


Y* – Across wrench flats

TUBE FITTING PART #	HOSE FITTING PART #	END SIZE		M (in.)	M5 (in.)	Y (in.)	STANDARD Dynamic Pressure (x 1,000 PSI)		
		1 (in.)	2 NPTF				-S	-SS	-B
4 X6EF	2106-2-4	1/4	1/8-27	0.78	1.01	7/16	6.0	6.0	
4-4 X6EF	2106-4-4	1/4	1/4-18	1.09	1.13	9/16	6.0	6.0	
6 X6EF	2106-4-6	3/8	1/4-18	1.09	1.27	9/16	5.0	5.0	
6-6 X6EF	2106-6-6	3/8	3/8-18	1.22	1.27	3/4	5.0	5.0	
8 X6EF	2106-6-8	1/2	3/8-18	1.22	1.34	3/4	5.0	5.0	
8-8 X6EF	2106-8-8	1/2	1/2-14	1.47	1.48	7/8	5.0	5.0	
10 X6EF	2106-8-10	5/8	1/2-14	1.47	1.62	7/8	5.0		
12 X6EF	2106-12-12	3/4	3/4-14	1.59	1.75	1 1/16	4.0	4.0	
16 X6EF	2106-16-16	1	1-11	1.97	2.01	1 5/16	3.0	3.0	

2506 (AOEX6)

Swivel Elbow Straight Thread Connector
SAE-ORB / 37° Swivel



Y* – Across wrench flats

TUBE FITTING PART #	HOSE FITTING PART #	END SIZE		M5 (in.)	M7 (in.)	Y (in.)	STANDARD Dynamic Pressure (x 1,000 PSI)		
		1 (in.)	2 UN/UNF-2A				-S	-SS	-B
4 AOEX6	2506-4-4	1/4	7/16-20	0.94	1.03	7/16	6.0		
6 AOEX6	2506-6-6	3/8	9/16-18	1.27	1.25	9/16	5.0		
8 AOEX6	2506-8-8	1/2	3/4-16	1.34	1.45	3/4	5.0		
10 AOEX6	2506-10-10	5/8	7/8-14	1.62	1.70	7/8	5.0		
12 AOEX6	2506-12-12	3/4	1 1/16-12	1.75	1.94	1 1/16	5.0		
16 AOEX6	2506-16-16	1	1 5/16-12	2.01	2.05	1 5/16	3.6		

Hose

A

Fittings
21 Series

B

Parkrimp
Crimping
Equipment

C

Hose
Assembly
Equipment

D

Adapters

E

Accessories

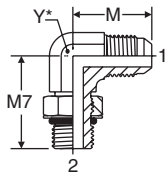
F

Appendices

G

2503 (C5OX)
Straight Thread Elbow
37° Flare / SAE-ORB

SAE 070220



Y* – Across wrench flats

TUBE FITTING PART #	HOSE FITTING PART #	END SIZE		M (in.)	M7 (in.)	Y (in.)	STANDARD Dynamic Pressure (x 1,000 PSI)		
		1 (in.)	2 UN/UNF-2A				-S	-SS	-B
		2 C5OX	2503-2-2				1/8	5/16-24	0.78
3 C5OX	2503-3-3	3/16	3/8-24	0.83	0.94	7/16	5.0	6.0	
4 C5OX	2503-4-4	1/4	7/16-20	0.89	1.03	7/16	6.0	6.0	
4-2 C5OX	2503-2-4	1/4	5/16-24	0.89	0.92	7/16	5.0		
4-6 C5OX	2503-6-4	1/4	9/16-18	1.05	1.25	9/16	6.0	5.4	
4-8 C5OX	2503-8-4	1/4	3/4-16	1.13	1.45	3/4	6.0	5.4	
5 C5OX	2503-5-5	5/16	1/2-20	0.95	1.13	9/16	6.0	5.4	
5-4 C5OX	2503-4-5	5/16	7/16-18	0.95	1.13	9/16	6.0		
5-6 C5OX	2503-6-5	5/16	9/16-18	1.06	1.25	9/16	6.0		
6 C5OX	2503-6-6	3/8	9/16-18	1.06	1.25	9/16	6.0	5.4	
6-4 C5OX	2503-4-6	3/8	7/16-20	1.06	1.19	9/16	6.0	5.4	
6-5 C5OX	2503-5-6	3/8	1/2-20	1.06	1.19	9/16	6.0		
6-8 C5OX	2503-8-6	3/8	3/4-16	1.14	1.45	3/4	6.0	5.4	
6-10 C5OX	2503-10-6	3/8	7/8-14	1.23	1.70	7/8	6.0		
8 C5OX	2503-8-8	1/2	3/4-16	1.25	1.45	3/4	6.0	5.4	
8-4 C5OX	2503-4-8	1/2	7/16-20	1.25	1.26	3/4	6.0	5.4	
8-6 C5OX	2503-6-8	1/2	9/16-18	1.25	1.36	3/4	6.0	5.4	
8-10 C5OX	2503-10-8	1/2	7/8-14	1.34	1.70	7/8	5.0	5.4	
8-12 C5OX	2503-12-8	1/2	1 1/16-12	1.42	1.94	1 1/16	5.0	5.4	
8-16 C5OX	2503-16-8	1/2	1 5/16-12	1.52	2.05	1 5/16	4.0	3.0	
10 C5OX	2503-10-10	5/8	7/8-14	1.45	1.70	7/8	5.0	5.4	
10-6 C5OX	2503-6-10	5/8	9/16-18	1.45	1.41	7/8	5.0		
10-8 C5OX	2503-8-10	5/8	3/4-16	1.45	1.55	7/8	5.0	5.4	
10-12 C5OX	2503-12-10	5/8	1 1/16-12	1.53	1.94	1 1/16	5.0		
10-16 C5OX	2503-16-10	5/8	1 5/16-12	1.64	2.05	1 5/16	4.0		
12 C5OX	2503-12-12	3/4	1 1/16-12	1.66	1.94	1 1/16	5.0	5.4	
12-8 C5OX	2503-8-12	3/4	3/4-16	1.66	1.63	1 1/16	5.0	5.4	
12-10 C5OX	2503-10-12	3/4	7/8-14	1.66	1.78	1 1/16	5.0	5.4	
12-14 C5OX	2503-14-12	3/4	1 3/16-12	1.77	2.00	1 5/16	5.0		
12-16 C5OX	2503-16-12	3/4	1 5/16-12	1.81	2.05	1 5/16	4.0	3.0	
12-20 C5OX	2503-20-12	3/4	1 5/8-12	1.97	2.25	1 5/8	4.0		
14 C5OX	2503-14-14	7/8	1 3/16-12	1.73	2.00	1 5/16	5.0		
16 C5OX	2503-16-16	1	1 5/16-12	1.81	2.05	1 5/16	4.0	3.0	
16-12 C5OX	2503-12-16	1	1 1/16-12	1.81	2.05	1 5/16	4.0	3.0	
16-14 C5OX	2503-14-16	1	1 3/16-12	1.81	2.07	1 5/16	4.0		
16-20 C5OX	2503-20-16	1	1 5/8-12	2.01	2.25	1 5/8	4.0	2.5	
16-24 C5OX	2503-24-16	1	1 7/8-12	2.16	2.39	1 7/8	3.0		
20 C5OX	2503-20-20	1 1/4	1 5/8-12	2.06	2.25	1 5/8	4.0	2.5	
20-16 C5OX	2503-16-20	1 1/4	1 5/16-12	2.06	2.25	1 5/8	4.0	2.5	
20-24 C5OX	2503-24-20	1 1/4	1 7/8-12	2.20	2.39	1 7/8	3.0		
24 C5OX	2503-24-24	1 1/2	1 7/8-12	2.33	2.39	1 7/8	3.0	2.0	
24-20 C5OX	2503-20-24	1 1/2	1 5/8-12	2.33	2.39	1 7/8	3.0	2.0	
32 C5OX	2503-32-32	2	2 1/2-12	3.06	2.89	2 1/2	2.0	1.5	
32-24 C5OX	2503-24-32	2	1 7/8-12	3.06	2.89	2 1/2		1.5	

Hose
A

Fittings
21 Series
B

Parkrimp
Crimping
Equipment
C

Hose
Assembly
Equipment
D

Adapters
E

Accessories
F

Appendices
G

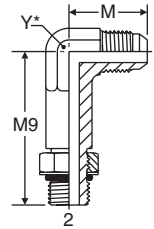


5503 (CC5OX)

Long Straight Thread Elbow
37° Flare / SAE-ORB

SAE 071520

TUBE FITTING PART #	HOSE FITTING PART #	END SIZE		M (in.)	M9 (in.)	Y (in.)	STANDARD Dynamic Pressure (x 1,000 PSI)		
		1 (in.)	2 NPTF				-S	-SS	-B
4 CC5OX	5503-4-4	1/4	7/16-20	0.89	1.73	9/16	6.0		
6 CC5OX	5503-6-6	3/8	9/16-18	1.06	2.08	9/16	6.0		
8 CC5OX	5503-8-8	1/2	3/4-16	1.25	2.50	7/8	6.0		
10 CC5OX	5503-10-10	5/8	7/8-14	1.45	2.89	7/8	5.0		
12 CC5OX	5503-12-12	3/4	1 1/16-12	1.66	3.34	1 1/16	5.0		
16 CC5OX	5503-16-16	1	1 5/16-12	1.81	3.72	1 5/16	4.0		



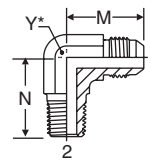
Y* – Across wrench flats

2103 (CTX)

Male Elbow
37° Flare / NPTF

SAE 070202

TUBE FITTING PART #	HOSE FITTING PART #	END SIZE		M (in.)	N (in.)	Y (in.)	STANDARD Dynamic Pressure (x 1,000 PSI)		
		1 (in.)	2 NPTF				-S	-SS	-B
2 CTX	2103-2-2	1/8	1/8-27	0.77	0.72	5/16	6.0	6.0	3.3
3 CTX	2103-2-3	3/16	1/8-27	0.83	0.72	3/8	6.0	6.0	3.3
4 CTX	2103-2-4	1/4	1/8-27	0.89	0.78	7/16	6.0	6.0	3.3
4-4 CTX	2103-4-4	1/4	1/4-18	1.05	1.09	9/16	6.0	6.0	3.3
4-6 CTX	2103-6-4	1/4	3/8-18	1.13	1.22	3/4	6.0	6.0	
4-8 CTX	2103-8-4	1/4	1/2-14	1.23	1.44	7/8	6.0	6.0	
5 CTX	2103-2-5	5/16	1/8-27	0.95	0.78	9/16	6.0	6.0	3.3
5-4 CTX	2103-4-5	5/16	1/4-18	1.05	1.09	9/16	6.0	6.0	3.3
5-6 CTX	2103-6-5	5/16	3/8-18	1.13	1.22	3/4	6.0	6.0	
6 CTX	2103-4-6	3/8	1/4-18	1.06	1.09	9/16	6.0	6.0	3.3
6-2 CTX	2103-2-6	3/8	1/8-27	1.06	0.90	9/16	6.0	6.0	3.3
6-6 CTX	2103-6-6	3/8	3/8-18	1.14	1.22	3/4	6.0	6.0	3.3
6-8 CTX	2103-8-6	3/8	1/2-14	1.22	1.47	7/8	6.0	6.0	3.3
6-12 CTX	2103-12-6	3/8	3/4-14	1.31	1.59	1 1/16	4.0	4.0	
8 CTX	2103-6-8	1/2	3/8-18	1.25	1.22	3/4	6.0	6.0	3.3
8-4 CTX	2103-4-8	1/2	1/4-18	1.25	1.22	3/4	6.0	6.0	3.3
8-8 CTX	2103-8-8	1/2	1/2-14	1.33	1.47	7/8	6.0	6.0	3.3
8-12 CTX	2103-12-8	1/2	3/4-14	1.42	1.59	1 1/16	4.0	4.0	2.6
8-16 CTX	2103-16-8	1/2	1-11 1/2	1.52	1.97	1 5/16	3.0	3.0	
10 CTX	2103-8-10	5/8	1/2-14	1.45	1.47	7/8	5.0	5.0	3.3
10-6 CTX	2103-6-10	5/8	3/8-18	1.45	1.28	7/8	5.0	5.0	3.3
10-12 CTX	2103-12-10	5/8	3/4-14	1.53	1.59	1 1/16	4.0	4.0	
10-16 CTX	2103-16-10	5/8	1-11 1/2	1.64	1.97	1 5/16	3.0		
12 CTX	2103-12-12	3/4	3/4-14	1.66	1.59	1 1/16	4.0	4.0	2.6
12-6 CTX	2103-6-12	3/4	3/8-18	1.66	1.41	1 1/16	5.0	5.0	2.9
12-8 CTX	2103-8-12	3/4	1/2-14	1.66	1.59	1 1/16	5.0	5.0	2.9
12-16 CTX	2103-16-12	3/4	1-11 1/2	1.76	1.97	1 5/16	3.0	3.0	
14 CTX	2103-12-14	7/8	3/4-14	1.80	1.69	1 5/16	4.0		2.3
16 CTX	2103-16-16	1	1-11 1/2	1.81	1.97	1 5/16	3.0	3.0	2.0
16-8 CTX	2103-8-16	1	1/2-14	1.81	1.66	1 5/16	4.0	4.0	2.3
16-12 CTX	2103-12-16	1	3/4-14	1.81	1.78	1 5/16	4.0	4.0	2.3
16-20 CTX	2103-20-16	1	1 1/4-11 1/2	2.13	2.38	1 5/8	2.5	2.5	
20 CTX	2103-20-20	1 1/4	1 1/4-11 1/2	2.06	2.38	1 5/8	2.5	2.5	1.6
20-16 CTX	2103-16-20	1 1/4	1-11 1/2	2.06	2.06	1 5/8	3.0	3.0	
20-24 CTX	2103-24-20	1 1/4	1 1/2-11 1/2	2.20	2.64	1 7/8	2.5		
24 CTX	2103-24-24	1 1/2	1 1/2-11 1/2	2.33	2.64	1 7/8	2.5	2.5	
24-20 CTX	2103-20-24	1 1/2	1 1/4-11 1/2	2.33	2.25	1 7/8	2.5	2.5	
24-32 CTX	2103-32-24	1 1/2	2-11 1/2	2.81	3.00	2 1/2	2.0		
32 CTX	2103-32-32	2	2-11 1/2	3.06	3.00	2 1/2	2.0	2.0	
32-24 CTX	2103-24-32	2	1 1/2-11 1/2	3.06	2.97	2 1/2	2.0		
40 CTX	2103-40-40	2 1/2	2 1/2-8	2.86	3.57	3 1/4			



Y* – Across wrench flats

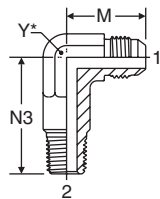
Hose	A
Fittings 21 Series	B
Parkrimp Crimping Equipment	C
Hose Assembly Equipment	D
Adapters	E
Accessories	F
Appendices	G

Hose
A

5603 (CCTX)

Long Male Elbow
37° Flare / NPTF

SAE 071502



Y* – Across wrench flats

Fittings
21 Series
B

TUBE FITTING PART #	HOSE FITTING PART #	END SIZE		M (in.)	N3 (in.)	Y (in.)	STANDARD Dynamic Pressure (x 1,000 PSI)		
		1 (in.)	2 NPTF				-S	-SS	-B
		4 CCTX	5603-2-4				1/4	1/8-27	0.89
4-4 CCTX	5603-4-4	1/4	1/4-18	1.05	1.44	9/16	6.0	6.0	
5 CCTX	5603-2-5	5/16	1/8-27	0.95	1.17	9/16	6.0		
6 CCTX	5603-4-6	3/8	1/4-18	1.06	1.56	9/16	6.0	6.0	3.3
6-6 CCTX	5603-6-6	3/8	3/8-18	1.14	1.81	3/4	6.0	6.0	
8 CCTX	5603-6-8	1/2	3/8-18	1.25	1.78	3/4	6.0		
8-8 CCTX	5603-8-8	1/2	1/2-14	1.34	2.16	7/8	6.0	6.0	
8-12 CCTX	5603-8-12	1/2	3/4-14	1.42	2.44	1 1/16	4.0		
10 CCTX	5603-8-10	5/8	1/2-14	1.45	2.16	7/8	5.0	5.0	
12 CCTX	5603-12-12	3/4	3/4-14	1.66	2.41	1 1/16	4.0	4.0	
14 CCTX	5603-14-14	7/8	3/4-14	1.80	2.59	1 5/16			
16 CCTX	5603-16-16	1	1-11 1/2	1.81	2.97	1 5/16	3.0	3.0	
20 CCTX	5603-20-20	1 1/4	1 1/4-11 1/2	2.06	3.66	1 5/8	2.5	2.5	

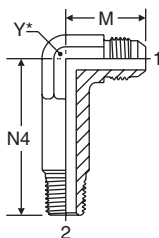
Parkrimp Crimping Equipment
C

Hose Assembly Equipment
D

5703 (CCCTX)

Extra Long Male Elbow
37° Flare / NPTF

SAE 071602



Y* – Across wrench flats

Adapters
E

TUBE FITTING PART #	HOSE FITTING PART #	END SIZE		M (in.)	N4 (in.)	Y (in.)	STANDARD Dynamic Pressure (x 1,000 PSI)		
		1 (in.)	2 NPTF				-S	-SS	-B
		4 CCCTX	5703-2-4				1/4	1/8-27	0.89
4-4 CCCTX	5703-4-4	1/4	1/4-18	1.05	2.03	9/16	6.0		
5 CCCTX	5703-2-5	5/16	1/8-27	0.97	1.63	9/16	6.0		
6 CCCTX	5703-4-6	3/8	1/4-18	1.06	2.07	9/16	6.0		3.3
6-6 CCCTX	5703-6-6	3/8	3/8-18	1.14	2.34	3/4	6.0		
8 CCCTX	5703-6-8	1/2	3/8-18	1.25	2.34	3/4	6.0		
8-8 CCTX	5703-8-8	1/2	1/2-14	1.34	2.84	7/8	6.0		
10 CCCTX	5703-8-10	5/8	1/2-14	1.45	2.84	7/8	5.0		
12 CCCTX	5703-12-12	3/4	3/4-14	1.66	3.22	1 1/16	4.0		
16 CCCTX	5703-16-16	1	1-11 1/2	1.81	3.97	1 5/16	3.0		
20 CCCTX	5703-20-20	1 1/4	1 1/4-11 1/2	2.06	4.94	1 5/8			

Accessories
F

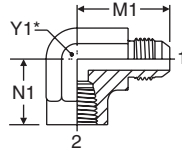
Appendices
G



2203 (DTX)

Femle Elbow
37° Flare / NPTF

SAE 070203

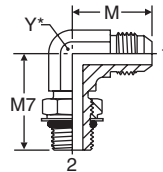


Y* – Across wrench flats

TUBE FITTING PART #	HOSE FITTING PART #	END SIZE		M1 (in.)	N1 (in.)	Y1 (in.)	STANDARD Dynamic Pressure (x 1,000 PSI)		
		1 (in.)	2 NPTF				-S	-SS	-B
		4 DTX	2203-2-4				1/4	1/8-27	1.08
4-4 DTX	2203-4-4	1/4	1/4-18	1.22	0.88	3/4	5.0	5.0	3.3
5 DTX	2203-2-5	5/16	1/8-27	1.08	0.66	9/16	5.0		3.3
5-4 DTX	2203-4-5	5/16	1/4-18	1.13	0.88	3/4	5.0	5.0	
6 DTX	2203-4-6	3/8	1/4-18	1.23	0.88	3/4	5.0	5.0	3.3
6-2 DTX	2203-2-6	3/8	1/8-27	1.23	0.67	9/16	5.0		
6-6 DTX	2203-6-6	3/8	3/8-18	1.31	1.02	7/8	4.5	4.5	2.9
8 DTX	2203-6-8	1/2	3/8-18	1.42	1.02	7/8	4.5	4.5	2.0
8-4 DTX	2203-4-8	1/2	1/4-18	1.42	1.01	3/4	4.5	4.5	3.3
8-8 DTX	2203-8-8	1/2	1/2-14	1.52	1.23	1 1/16	3.0	3.0	2.0
10 DTX	2203-8-10	5/8	1/2-14	1.64	1.23	1 1/16	3.0	3.0	2.0
12 DTX	2203-12-12	3/4	3/4-14	1.89	1.36	1 5/16	3.0	3.0	2.0
12-8 DTX	2203-8-12	3/4	1/2-14	1.89	1.35	1 1/16	3.0	3.0	
14 DTX	2203-12-14	7/8	3/4-14	1.86	1.42	1 5/16	3.0		
16 DTX	2203-16-16	1	1-11 1/2	2.17	1.63	1 5/8	1.8	1.8	
20 DTX	2203-20-20	1 1/4	1 1/4-11 1/2	2.33	1.70	1 7/8	1.5	1.5	
24 DTX	2203-24-24	1 1/2	1 1/2-11 1/2	2.89	2.08	2 1/2	1.5	1.5	

C87OMX

Male Elbow – ISO 6149
37° Flare / ISO 6149



Y* – Across wrench flats

TUBE FITTING PART #	END SIZE		M (mm)	M7 (mm)	Y (mm)	STANDARD Dynamic Pressure (x 1,000 PSI)		
	1 (mm)	2 Male Metric Parallel Thread				-S	-SS	-B
	4M10C87OMX	6				M10x1	22.6	25.0
5M12C87OMX	8	M12x1.5	24.1	30.0	13	6.0		
6M14C87OMX	10	M14x1.5	26.9	34.9	14	6.0		
8M16C87OMX	12	M16x1.5	31.8	35.9	19	5.0		
8M18C87OMX	12	M18x1.5	31.8	36.8	19	5.0		
10M18C87OMX	14, 15, 16	M18x1.5	36.8	40.7	22	5.0		
10M22C87OMX	14, 15, 16	M22x1.5	36.8	41.7	22	5.0		
12M22C87OMX	18, 20	M22x1.5	42.2	44.4	27	5.0		
12M27C87OMX	18, 20	M27x2	42.2	48.5	27	5.0		
16M33C87OMX	25	M33x2	46.0	51.2	33	4.0		

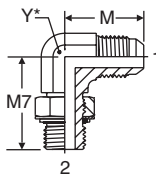


Hose	A
Fittings 21 Series	B
Parkrimp Crimping Equipment	C
Hose Assembly Equipment	D
Adapters	E
Accessories	F
Appendices	G

Hose
A

C8OMX

Male Elbow – Metric-ORR
37° Flare / Metric-ORR



Y* – Across wrench flats

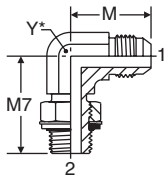
Fittings
21 Series
B

TUBE FITTING PART #	END SIZE		M (mm)	M7 (mm)	Y (mm)	STANDARD Dynamic Pressure (x 1,000 PSI)		
	1 (mm)	2 Male Metric Parallel Thread				-S	-SS	-B
	4M10C8OMX	6						
5M12C8OMX	8	M12 x 1.5	24.1	28.5	13	3.6		
6M14C8OMX	10	M14 x 1.5	26.9	32.5	14	3.6		
8M16C8OMX	12	M16 x 1.5	31.8	36.4	19	3.6		
8M18C8OMX	12	M18 x 1.5	31.8	36.8	19	3.6		
10M18C8OMX	14, 15, 16	M18 x 1.5	36.8	41.0	22	3.6		
10M22C8OMX	14, 15, 16	M22 x 1.5	36.8	42.5	22	3.6		
12M22C8OMX	18, 20	M22 x 1.5	42.2	44.0	27	3.6		
12M27C8OMX	18, 20	M27 x 2.0	42.2	50.0	27	2.5		
16M33C8OMX	25	M33 x 2.0	46.0	53.0	33	2.0		

Parkrimp Crimping Equipment
C

C4OMX

Male Elbow – BSPP
37° Flare / BSPP-ORR



Y* – Across wrench flats

Hose Assembly Equipment
D

TUBE FITTING PART #	END SIZE		M (mm)	M7 (mm)	Y (mm)	STANDARD Dynamic Pressure (x 1,000 PSI)		
	1 (mm)	2 BSPP				-S	-SS	-B
	4C4OMX	6						
4-4C4OMX	6	1/4-19	22.6	31.8	14	3.6	3.6	
5C4OMX	8	1/8-28	24.1	27.7	13	3.6		
5-4C4OMX	8	1/4-19	26.6	31.8	14	3.6		
5-6C4OMX	8	3/8-19	28.5	36.8	19	3.6		
6C4OMX	10	1/4-19	26.9	31.8	14	3.6	3.6	
6-6C4OMX	10	3/8-19	29.0	36.8	19	3.6	3.6	
8-4C4OMX	12	1/4-19	31.8	36.8	19	3.6		
8C4OMX	12	3/8-19	31.8	36.8	19	3.6	3.6	
8-8C4OMX	12	1/2-14	33.8	43.2	22	3.6	3.6	
10-6C4OMX	16	3/8-19	36.8	37.1	22	3.6		
10C4OMX	14, 15, 16	1/2-14	36.8	43.2	22	3.6	3.6	
10-12C4OMX	15	3/4-14	39.2	49.3	27	3.6		
12-8C4OMX	18, 20	1/2-14	42.2	49.3	27	3.6		
12C4OMX	18, 20	3/4-14	42.2	49.3	27	3.6	3.6	
12-16C4OMX	18	1-11	44.7	52.1	33	3.6		
16-12C4OMX	25	3/4-14	46.0	48.2	33	3.6		
16C4OMX	25	1-11	46.0	52.1	33	3.6		
20-16C4OMX	30, 32	1-11	52.3	57.2	41	3.6		
20C4OMX	30, 32	1 1/4-11	52.3	57.2	41	3.0		
24-20C4OMX	38	1 1/4-11	59.2	60.7	48	3.0		
24C4OMX	38	1 1/2-11	59.2	60.7	48	2.0		

Adapters
E

Accessories
F

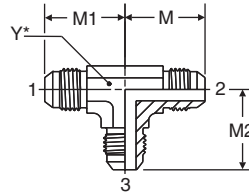
Appendices
G



033T (JTX)

Union Tee
37° Flare (all three ends)

SAE 070401



Y* – Across wrench flats

TUBE FITTING PART #	HOSE FITTING PART #	END SIZE			M	M1	M2	Y	STANDARD Dynamic Pressure (x 1,000 PSI)		
		1	2	3					-S	-SS	-B
		(in.)	(in.)	(in.)					(in.)	(in.)	(in.)
2 JTX	033T-2-2	1/8	1/8	1/8	0.78	0.78	0.78	5/16	7.5	7.7	3.3
3 JTX	033T-3-3	3/16	3/16	3/16	0.83	0.83	0.83	7/16	7.5	7.7	3.3
4 JTX	033T-4-4	1/4	1/4	1/4	0.89	0.89	0.89	7/16	7.5	7.7	3.3
4-4-3 JTX	033T-3-4-4	1/4	1/4	3/16	0.89	0.89	0.81	7/16		7.7	
5 JTX	033T-5-5	5/16	5/16	5/16	0.95	0.95	0.95	9/16	6.0	6.0	3.3
6 JTX	033T-6-6	3/8	3/8	3/8	1.06	1.06	1.06	9/16	6.0	6.0	3.3
8 JTX	033T-8-8	1/2	1/2	1/2	1.25	1.25	1.25	3/4	6.0	6.0	3.3
10 JTX	033T-10-10	5/8	5/8	5/8	1.45	1.45	1.45	7/8	5.0	5.0	3.3
12 JTX	033T-12-12	3/4	3/4	3/4	1.66	1.66	1.66	1 1/16	5.0	5.0	2.9
12-12-8 JTX	033T-8-12-12	3/4	3/4	1/2	1.66	1.66	1.42	1 1/16		5.0	
12-16-12 JTX	033T-12-16-12	3/4	1	3/4	1.77	1.81	1.77	1 5/16		5.0	
14 JTX	033T-14-14	7/8	7/8	7/8	1.73	1.73	1.73	1 5/16	5.0		
16 JTX	033T-16-16	1	1	1	1.81	1.81	1.81	1 5/16	4.0	3.5	2.3
20 JTX	033T-20-20	1 1/4	1 1/4	1 1/4	2.06	2.06	2.06	1 5/8	4.0	3.0	
24 JTX	033T-24-24	1 1/2	1 1/2	1 1/2	2.33	2.33	2.33	1 7/8	3.0	2.0	
24-16-16 JTX	033T-16-16-24	1 1/2	1	1	2.33	2.16	2.16	1 7/8		2.0	
32 JTX	033T-32-32	2	2	2	3.06	3.06	3.06	2 1/2	2.0	1.5	

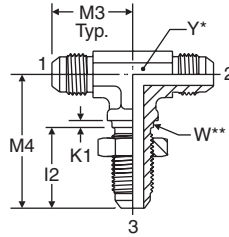
A	Hose
B	Fittings 21 Series
C	Parkrimp Crimping Equipment
D	Hose Assembly Equipment
E	Adapters
F	Accessories
G	Appendices



543T (WJTX)

Bulkhead Branch Tee
37° Flare (all three ends)

SAE 070959
WJTX-WLN – Body with locknut
(See page E-29 for WLN)



Y* – Across wrench flats.
W** – Bulkhead pilot dia. recommended clearance hole +.015 over W dia.

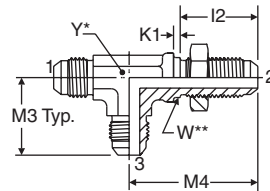
TUBE FITTING PART #	HOSE FITTING PART #	END SIZE		I 2 (in.)	K 1 (in.)	M 3 (in.)	M 4 (in.)	W DIA. (in.)	MAX. BULKHEAD WALL THICKNESS (in.)	Y (in.)	STANDARD Dynamic Pressure (x 1,000 PSI)		
		1 - 3 (in.)									-S	-SS	-B
		4 WJTX	543T-4-4N								1/4	1.02	0.09
6 WJTX	543T-6-6N	3/8	1.09	0.09	1.09	1.81	0.56	0.28	9/16	6.0	6.0		
8 WJTX	543T-8-8N	1/2	1.25	0.13	1.36	2.11	0.75	0.33	3/4	6.0	6.0		
10 WJTX	543T-10-10N	5/8	1.39	0.13	1.56	2.39	0.88	0.32	1 1/16	5.0			
12 WJTX	543T-12-12N	3/4	1.56	0.13	1.78	2.67	1.06	0.34	1 1/16	5.0	5.0		
16 WJTX*	543T-16-16N	1	1.56	0.13	1.94	2.80	1.31	0.29	1 5/16	4.0			
20 WJTX*	543T-20-20N	1 1/4	1.61	0.13	2.17	3.12	1.63	0.29	1 5/8	4.0			

* Machined from one-piece milled bar stock.

533T (WJJTX)

Bulkhead Run Tee
37° Flare (all three ends)

SAE 070958
WJJTX-WLN – Body with locknut
(See page E-29 for WLN)



Y* – Across wrench flats.
W** – Bulkhead pilot dia. recommended clearance hole +.015 over W dia.

TUBE FITTING PART #	TUBE FITTING PART #	END SIZE		I 2 (in.)	K 1 (in.)	M 3 (in.)	M 4 (in.)	W DIA. (in.)	MAX. BULKHEAD WALL THICKNESS (in.)	Y (in.)	STANDARD Dynamic Pressure (x 1,000 PSI)		
		1 - 3 (in.)									-S	-SS	-B
		4 WJJTX	533T-4-4N								1/4	1.02	0.09
6 WJJTX	533T-6-6N	3/8	1.09	0.09	1.09	1.81	0.56	0.28	9/16	6.0	6.0		
8 WJJTX	533T-8-8N	1/2	1.25	0.13	1.36	2.11	0.75	0.33	3/4	6.0	6.0		
10 WJJTX	533T-10-10N	5/8	1.39	0.13	1.56	2.39	0.88	0.32	7/8	5.0			
12 WJJTX	533T-12-12N	3/4	1.56	0.13	1.78	2.67	1.06	0.34	1 1/16	5.0	5.0		
16 WJJTX*	533T-16-16N	1	1.56	0.13	1.94	2.80	1.31	0.29	1 7/16	4.0			
20 WJJTX*	533T-20-20N	1 1/4	1.61	0.13	2.17	3.12	1.63	0.29	1 5/8	4.0			

Hose

A

Fittings
21 Series

B

Parkrimp
Crimping
Equipment

C

Hose
Assembly
Equipment

D

Adapters

E

Accessories

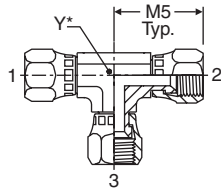
F

Appendices

G

069T (JX6)

Swivel Nut Union Tee
37° Swivel (all three ends)

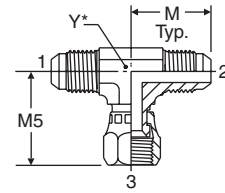


Y* – Across wrench flats

TUBE FITTING PART #	HOSE FITTING PART #	END SIZE		M5 (in.)	Y (in.)	STANDARD Dynamic Pressure (x 1,000 PSI)				
		1 - 3 (in.)	M (in.)			M5 (in.)	Y (in.)	-S	-SS	-B
								-S	-SS	-B
4 JX6	069T-4-4	1/4	1.00	7/16	7.5					
6 JX6	069T-6-6	3/8	1.25	9/16	5.0					
8 JX6	069T-8-8	1/2	1.38	3/4	5.0					
10 JX6	069T-10-10	5/8	1.62	7/8	5.0					
12 JX6	069T-12-12	3/4	1.75	1 1/16	5.0					
16 JX6	069T-16-16	1	2.00	1 3/16	3.6					

393T (S6X)

Swivel Nut Branch Tee
37° Flare / 37° Flare / 37° Swivel

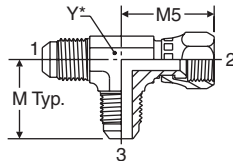


Y* – Across wrench flats

TUBE FITTING PART #	HOSE FITTING PART #	END SIZE		M (in.)	M5 (in.)	Y (in.)	STANDARD Dynamic Pressure (x 1,000 PSI)				
		1 - 3 (in.)	M (in.)				M5 (in.)	Y (in.)	-S	-SS	-B
									-S	-SS	-B
4 S6X	393T-4-4	1/4	0.89	1.00	7/16	7.5	7.7				
5 S6X	393T-5-5	5/16	0.95	1.16	9/16	6.0	6.0				
6 S6X	393T-6-6	3/8	1.06	1.25	9/16	5.0	6.0				
8 S6X	393T-8-8	1/2	1.25	1.38	3/4	5.0	6.0				
10 S6X	393T-10-10	5/8	1.45	1.62	7/8	5.0	5.0				
12 S6X	393T-12-12	3/4	1.66	1.75	1 1/16	5.0	5.0				
14 S6X	393T-14-14	7/8	1.80	1.78	1 5/16	4.0					
16 S6X	393T-16-16	1	1.81	2.00	1 5/16	3.6	2.5				
20 S6X	393T-20-20	1 1/4	2.06	2.31	1 5/8	3.6	2.5				
24 S6X	393T-24-24	1 1/2	2.33	2.67	1 7/8	2.5	2.0				

063T (R6X)

Swivel Nut Run Tee
37° Flare / 37° Swivel / 37° Flare



Y* – Across wrench flats

SAE 070432

TUBE FITTING PART #	HOSE FITTING PART #	END SIZE		M (in.)	M5 (in.)	Y (in.)	STANDARD Dynamic Pressure (x 1,000 PSI)				
		1 - 3 (in.)	M (in.)				M5 (in.)	Y (in.)	-S	-SS	-B
									-S	-SS	-B
4 R6X	063T-4-4	1/4	0.89	1.00	7/16	7.5	7.7				
5 R6X	063T-5-5	5/16	0.95	1.06	9/16	6.0	6.0				
6 R6X	063T-6-6	3/8	1.06	1.25	9/16	5.0	6.0				
8 R6X	063T-8-8	1/2	1.25	1.38	3/4	5.0	6.0				
10 R6X	063T-10-10	5/8	1.45	1.62	7/8	5.0	5.0				
12 R6X	063T-12-12	3/4	1.66	1.75	1 1/16	5.0	5.0				
14 R6X	063T-14-14	7/8	1.80	1.78	1 5/16	4.0					
16 R6X	063T-16-16	1	1.81	2.00	1 5/16	3.6	2.5				
20 R6X	063T-20-20	1 1/4	2.06	2.31	1 5/8	3.6	2.5				
24 R6X	063T-24-24	1 1/2	2.33	2.59	1 7/8	2.5	2.0				

Hose
A

Fittings
21 Series
B

Parkrimp
Crimping
Equipment
C

Hose
Assembly
Equipment
D

Adapters
E

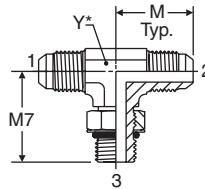
Accessories
F

Appendices
G

253T (S50X)

Straight Thread Branch Tee
37° Flare / 37° Flare / SAE-ORB

SAE 070429



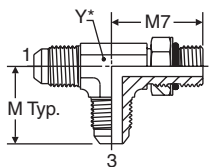
Y* – Across wrench flats

TUBE FITTING PART #	HOSE FITTING PART #	END SIZE			M (in.)	M7 (in.)	Y (in.)	STANDARD Dynamic Pressure (x 1,000 PSI)		
		1 (in.)	2 (in.)	3 UN/UNF-2A				-S	-SS	-B
		4 S50X	253T-4-4	1/4				1/4	7/16-20	0.89
4-4-6 S50X	253T-6-4-4	1/4	1/4	9/16-18	1.05	1.25	9/16	6.0		
5 S50X	253T-5-5	5/16	5/16	1/2-20	0.97	1.13	9/16	6.0		
6 S50X	253T-6-6	3/8	3/8	9/16-18	1.06	1.25	9/16	6.0	5.4	
6-6-8 S50X	253T-8-6-6	3/8	3/8	3/4-16	1.14	1.45	3/4	6.0		
8 S50X	253T-8-8	1/2	1/2	3/4-16	1.25	1.45	3/4	6.0	5.4	
8-8-10 S50X	253T-10-8-8	1/2	1/2	7/8-14	1.33	1.70	7/8	5.0		
10 S50X	253T-10-10	5/8	5/8	7/8-14	1.45	1.70	7/8	5.0	5.4	
10-10-12 S50X	253T-12-10-10	5/8	5/8	1 1/16-12	1.54	1.94	1 1/16	5.0		
12 S50X	253T-12-12	3/4	3/4	1 1/16-12	1.66	1.94	1 1/16	5.0	5.4	
12-12-16 S50X	253T-16-12-12	3/4	3/4	1 5/16-12	1.77	2.05	1 5/16	4.0		
16 S50X	253T-16-16	1	1	1 5/16-12	1.81	2.05	1 5/16	4.0	3.0	
20 S50X	253T-20-20	1 1/4	1 1/4	1 5/8-12	2.06	2.25	1 5/8	4.0	2.5	
24 S50X	253T-24-24	1 1/2	1 1/2	1 7/8-12	2.33	2.39	1 7/8	3.0		
32 S50X	253T-32-32	2	2	2 1/2-12	3.06	2.89	2.50	2.0		

053T (R50X)

Straight Thread Run Tee
37° Flare / SAE-ORB / 37° Flare

SAE 070428



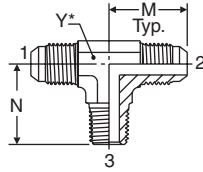
Y* – Across wrench flats

TUBE FITTING PART #	HOSE FITTING PART #	END SIZE			M (in.)	M7 (in.)	Y (in.)	STANDARD Dynamic Pressure (x 1,000 PSI)		
		1 (in.)	2 UN/UNF-2A	3 (in.)				-S	-SS	-B
		4 R50X	053T-4-4	1/4				7/16-20	1/4	0.89
4-6-4 R50X	053T-4-6-4	1/4	9/16-18	1/4	1.00	1.25	9/16	6.0		
5 R50X	053T-5-5	5/16	1/2-20	5/16	0.97	1.13	9/16	6.0		
6 R50X	053T-6-6	3/8	9/16-18	3/8	1.06	1.25	9/16	6.0	5.4	
6-8-6 R50X	053T-6-8-6	3/8	3/4-16	3/8	1.14	1.45	3/4	6.0		
8 R50X	053T-8-8	1/2	3/4-16	1/2	1.25	1.45	3/4	6.0	5.4	
8-10-8 R50X	053T-8-10-8	1/2	7/8-14	1/2	1.33	1.70	7/8	5.0		
10 R50X	053T-10-10	5/8	7/8-14	5/8	1.45	1.70	7/8	5.0	5.4	
10-12-10 R50X	053T-10-12-10	5/8	1 1/16-12	5/8	1.53	1.94	1 1/16	5.0		
12 R50X	053T-12-12	3/4	1 1/16-12	3/4	1.66	1.94	1 1/16	5.0	5.4	
12-16-12 R50X	053T-12-16-12	3/4	1 5/16-12	3/4	1.76	2.05	1 5/16	4.0		
16 R50X	053T-16-16	1	1 5/16-12	1	1.81	2.05	1 5/16	4.0	3.0	
20 R50X	053T-20-20	1 1/4	1 5/8-12	1 1/4	2.06	2.25	1 5/8	4.0	2.5	
24 R50X	053T-24-24	1 1/2	1 7/8-12	1 1/2	2.33	2.39	1 7/8	3.0		
32 R50X	053T-32-32	2	2 1/2-12	2	3.06	2.89	2 1/2	2.0		

213T (STX)

Male Branch Tee
37° Flare / 37° Flare / NPTF

SAE 070425



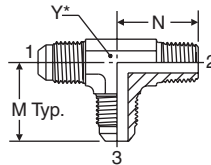
Y* – Across wrench flats

TUBE FITTING PART #	HOSE FITTING PART #	END SIZE		M (in.)	N (in.)	Y (in.)	STANDARD Dynamic Pressure (x 1,000 PSI)		
		1 & 2 (in.)	3 NPTF				-S	-SS	-B
		3 STX	213T-2-3				3/16	1/8-27	0.83
4 STX	213T-2-4	1/4	1/8-27	0.89	0.78	7/16	6.0	6.0	3.3
4-4-4 STX	213T-4-4-4	1/4	1/4-18	1.05	1.09	9/16	6.0	6.0	3.3
4-4-6 STX	213T-6-4-4	1/4	3/8-18	1.13	1.22	3/4		6.0	
5 STX	213T-2-5	5/16	1/8-27	0.95	0.78	9/16	6.0	6.0	3.3
5-5-4 STX	213T-4-5-5	5/16	1/4-18	1.05	1.09	9/16		6.0	
6 STX	213T-4-6	3/8	1/4-18	1.06	1.09	9/16	6.0	6.0	3.3
6-6-6 STX	213T-6-6-6	3/8	3/8-18	1.14	1.22	3/4	6.0	6.0	
8 STX	213T-6-8	1/2	3/8-18	1.25	1.22	3/4	6.0	6.0	3.3
8-8-8 STX	213T-8-8-8	1/2	1/2-14	1.34	1.47	7/8	6.0	6.0	
10 STX	213T-8-10	5/8	1/2-14	1.45	1.47	7/8	5.0	5.0	3.3
12 STX	213T-12-12	3/4	3/4-14	1.66	1.59	1 1/16	4.0	4.0	
14 STX	213T-12-14	7/8	3/4-14	1.80	1.69	1 5/16	4.0		
16 STX	213T-16-16	1	1-11 1/2	1.81	1.97	1 5/16	3.0	3.0	
20 STX	213T-20-20	1 1/4	1 1/4-11 1/2	2.06	2.38	1 5/8	2.5	2.5	
24 STX	213T-24-24	1 1/2	1 1/2-11 1/2	1.33	2.64	1 7/8	2.5	2.5	

013T (RTX)

Male Run Tee
37° Flare / NPTF / 37° Flare

SAE 070424



Y* – Across wrench flats

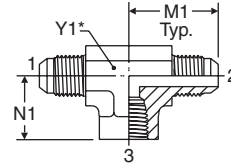
TUBE FITTING PART #	HOSE FITTING PART #	END SIZE		M (in.)	N (in.)	Y (in.)	STANDARD Dynamic Pressure (x 1,000 PSI)		
		1 & 3 (in.)	2 NPTF				-S	-SS	-B
		3 RTX	013T-2-3				3/16	1/8-27	0.83
4 RTX	013T-2-4	1/4	1/8-27	0.89	0.78	7/16	6.0	6.0	3.3
4-4-4 RTX	013T-4-4-4	1/4	1/4-18	1.05	1.09	9/16	6.0	6.0	
5 RTX	013T-2-5	5/16	1/8-27	0.97	0.81	9/16	6.0	6.0	3.3
5-4-5 RTX	013T-5-4-5	5/16	1/4-18	1.05	1.09	9/16		6.0	
6 RTX	013T-4-6	3/8	1/4-18	1.06	1.09	9/16	6.0	6.0	3.3
6-6-6 RTX	013T-6-6-6	3/8	3/8-18	1.14	1.22	3/4	6.0	6.0	
8 RTX	013T-6-8	1/2	3/8-18	1.25	1.22	3/4	6.0	6.0	3.3
8-8-8 RTX	013T-8-8-8	1/2	1/2-14	1.34	1.47	7/8	6.0	6.0	
10 RTX	013T-8-10	5/8	1/2-14	1.45	1.47	7/8	5.0	5.0	
12 RTX	013T-12-12	3/4	3/4-14	1.66	1.59	1 1/16	4.0	4.0	
12-8-12 RTX	013T-12-8-12	3/4	1/2-14	1.66	1.59	1 1/16		5.0	
14 RTX	013T-14-14	7/8	3/4-14	1.80	1.69	1 5/16	4.0		
16 RTX	013T-16-16	1	1-11 1/2	1.81	1.97	1 5/16	3.0	3.0	
20 RTX	013T-20-20	1 1/4	1 1/4-11 1/2	2.06	2.38	1 5/8	2.5	2.5	
24 RTX	013T-24-24	1 1/2	1 1/2-11 1/2	2.33	2.64	1 7/8	2.5	2.5	

Hose	A
Fittings 21 Series	B
Parkrimp Crimping Equipment	C
Hose Assembly Equipment	D
Adapters	E
Accessories	F
Appendices	G

223T (OTX)

Female Branch Tee
37° Flare / 37° Flare / NPTF

SAE 070427



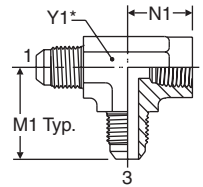
Y1* – Across wrench flats

TUBE FITTING PART #	HOSE FITTING PART #	END SIZE		M1 (in.)	N1 (in.)	Y1 (in.)	STANDARD Dynamic Pressure (x 1,000 PSI)		
		1 & 2 (in.)	3 NPTF				-S	-SS	-B
		4 OTX	223T-2-4				1/4	1/8-27	1.08
4-4-4 OTX	223T-4-4-4	1/4	1/4-18	1.13	0.88	3/4		5.0	
5 OTX	223T-2-5	5/16	1/8-27	1.08	0.66	9/16	5.0		
6 OTX	223T-4-6	3/8	1/4-18	1.24	0.88	3/4	5.0	5.0	3.3
6-6-6 OTX	223T-6-6-6	3/8	3/8-18	1.23	1.02	7/8	4.5	4.5	
8 OTX	223T-6-8	1/2	3/8-18	1.42	1.02	7/8	4.5	4.5	2.9
8-8-8 OTX	223T-8-8-8	1/2	1/2-14	1.42	1.23	1 1/16	3.0	3.0	
10 OTX	223T-8-10	5/8	1/2-14	1.64	1.24	1 1/16	3.0	3.0	
12 OTX	223T-12-12	3/4	3/4-14	1.89	1.36	1 5/16	3.0	3.0	2.0
14 OTX	223T-12-14	7/8	3/4-14	1.86	1.42	1 5/16	3.0		
16 OTX	223T-16-16	1	1-11 1/2	2.17	1.63	1 5/8	1.8		
20 OTX	223T-20-20	1 1/4	1 1/4-11 1/2	2.33	1.70	1 7/8	1.5		
24 OTX	223T-24-24	1 1/2	1 1/2-11 1/2	2.89	2.08	2 1/2	1.5		

023T (MTX)

Female Run Tee
37° Flare / NPTF / 37° Flare

SAE 070426



Y1* – Across wrench flats

TUBE FITTING PART #	HOSE FITTING PART #	END SIZE		M1 (in.)	N1 (in.)	Y1 (in.)	STANDARD Dynamic Pressure (x 1,000 PSI)		
		1 & 3 (in.)	2 NPTF				-S	-SS	-B
		4 MTX	023T-2-4				1/4	1/8-27	1.08
4-4-4 MTX	023T-4-4-4	1/4	1/4-18	1.13	0.88	3/4		5.0	
6 MTX	023T-4-6	3/8	1/4-18	1.24	0.88	3/4	5.0	5.0	3.3
8 MTX	023T-6-8	1/2	3/8-18	1.42	1.02	7/8	4.5	4.5	2.9
8-8-8 MTX	023T-8-8-8	1/2	1/2-14	1.42	1.23	1 1/16	3.0	3.0	
10 MTX	023T-8-10	5/8	1/2-14	1.64	1.24	1 1/16	3.0	3.0	
12 MTX	023T-12-12	3/4	3/4-14	1.89	1.36	1 5/16	3.0	3.0	
14 MTX	023T-12-14	7/8	3/4-14	1.86	1.42	1 5/16	3.0		
16 MTX	023T-16-16	1	1-11 1/2	2.17	1.63	1 5/8	1.8		
20 MTX	023T-20-20	1 1/4	1 1/4-11 1/2	2.33	1.70	1 7/8	1.5		
24 MTX	023T-24-24	1 1/2	1 1/2-11 1/2	2.89	2.08	2 1/2	1.5		

Hose

A

Fittings
21 Series

B

Parkrimp
Crimping
Equipment

C

Hose
Assembly
Equipment

D

Adapters

E

Accessories

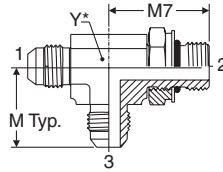
F

Appendices

G

R87OMX

ISO 6149 Run Tee
37° Flare / ISO 6149 / 37° Flare

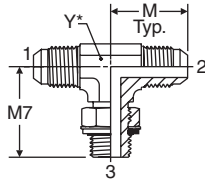


Y* – Across wrench flats

TUBE FITTING PART #	END SIZE		M (mm)	M7 (mm)	Y (mm)	STANDARD Dynamic Pressure (x 1,000 PSI)		
	1 & 3 (mm)	2 Male Metric Parallel Thread				-S	-SS	-B
	6M14R87OMX	10						
8M16R87OMX	12	M16x1.5	31.8	38.0	19	5.0		
10M22R87OMX	14, 15, 16	M22x1.5	36.8	42.5	22	5.0		
12M27R87OMX	18, 20	M27x1.5	42.2	51.0	27	5.0		

S4OMX

Male Branch Tee – BSPP
37° Flare / 37° Flare / BSPP-ORR



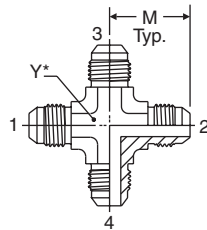
Y* – Across wrench flats

TUBE FITTING PART #	END SIZE		M (mm)	M7 (mm)	Y (mm)	STANDARD Dynamic Pressure (x 1,000 PSI)		
	1 & 2 (mm)	3 BSPP				-S	-SS	-B
	4S4OMX	6						
6S4OMX	10	1/4-19	26.9	31.8	14	3.6		
8S4OMX	12	3/8-19	31.8	36.8	19	3.6		
10S4OMX	14,15,16	1/2-14	36.8	43.2	22	3.6		
12S4OMX	18,20	3/4-14	42.2	49.3	27	3.6		
16S4OMX	25	1-11	46.0	52.1	33	3.6		
20S4OMX	28, 30, 32	1 1/4-11	52.3	57.2	41			

033X (KTX)

Union Cross
37° Flare (all four ends)

SAE 070501



Y* – Across wrench flats

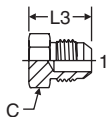
TUBE FITTING PART #	HOSE FITTING PART #	END SIZE	M (in.)	Y (in.)	STANDARD Dynamic Pressure (x 1,000 PSI)		
		1 - 4 (in.)			-S	-SS	-B
4 KTX	033X-4	1/4	0.89	7/16	7.5	7.7	3.3
5 KTX	033X-5	5/16	0.95	9/16	6.0		
6 KTX	033X-6	3/8	1.06	9/16	6.0	6.0	3.3
8 KTX	033X-8	1/2	1.25	3/4	6.0	6.0	3.3
10 KTX	033X-10	5/8	1.45	7/8	5.0		
12 KTX	033X-12	3/4	1.66	1 1/16	5.0	5.0	
16 KTX	033X-16	1	1.81	1 5/16	4.0		



Hose	A
Fittings 21 Series	B
Parkrimp Crimping Equipment	C
Hose Assembly Equipment	D
Adapters	E
Accessories	F
Appendices	G

03CP (PNTX)

Plug
37° Flare

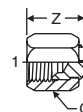


SAE 070109

TUBE FITTING PART #	HOSE FITTING PART #	END SIZE		C (in.)	L3 (in.)	STANDARD Dynamic Pressure (x 1,000 PSI)		
		1 (in.)	HEX (in.)			-S	-SS	-B
2 PNTX	03CP-2	1/8	7/16	0.70			9.0	
3 PNTX	03CP-3	3/16	7/16	0.73	7.5	9.0		
4 PNTX	03CP-4	1/4	1/2	0.80	7.5	9.0	3.3	
5 PNTX	03CP-5	5/16	9/16	0.80	6.0	7.2	3.3	
6 PNTX	03CP-6	3/8	5/8	0.84	6.0	7.2	3.3	
8 PNTX	03CP-8	1/2	13/16	0.94	6.0	7.2	3.3	
10 PNTX	03CP-10	5/8	15/16	1.10	5.0	6.0	3.3	
12 PNTX	03CP-12	3/4	1 1/8	1.28	5.0	6.0	3.3	
14 PNTX	03CP-14	7/8	1 1/4	1.31	5.0			
16 PNTX	03CP-16	1	1 3/8	1.33	4.5	5.4	2.6	
20 PNTX	03CP-20	1 1/4	1 11/16	1.45	4.0	4.8		
24 PNTX	03CP-24	1 1/2	2	1.66	4.0	4.8		
32 PNTX	03CP-32	2	2 5/8	2.05	2.0	2.4		

06CP (FNTX)

Cap
37° Flare

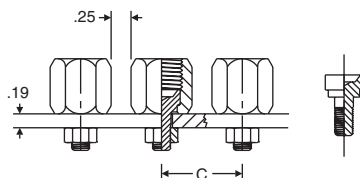


SAE 070112

TUBE FITTING PART #	HOSE FITTING PART #	END SIZE		C (in.)	Z (in.)	STANDARD Dynamic Pressure (x 1,000 PSI)		
		1 (in.)	HEX (in.)			-S	-SS	-B
2 FNTX	06CP-2	1/8	3/8	0.60	7.5	9.0	3.3	
3 FNTX	06CP-3	3/16	7/16	0.66	7.5	9.0	3.3	
4 FNTX	06CP-4	1/4	9/16	0.67	7.5	9.0	3.3	
5 FNTX	06CP-5	5/16	5/8	0.77	6.0	7.2	3.3	
6 FNTX	06CP-6	3/8	11/16	0.81	6.0	7.2	3.3	
8 FNTX	06CP-8	1/2	7/8	0.94	6.0	7.2	3.3	
10 FNTX	06CP-10	5/8	1	1.07	5.0	6.0	3.3	
12 FNTX	06CP-12	3/4	1 1/4	1.24	5.0	6.0	3.3	
14 FNTX	06CP-14	7/8	1 3/8	1.26	5.0			
16 FNTX	06CP-16	1	1 1/2	1.29	4.5	5.4	2.6	
20 FNTX	06CP-20	1 1/4	2	1.39	4.0	4.8		
24 FNTX	06CP-24	1 1/2	2 1/4	1.70	4.0	4.8		
32 FNTX	06CP-32	2	2 7/8	2.01	2.0	2.4		

T22X

Mountie Cap



TUBE FITTING PART #	END SIZE		C (in.)	L (in.)	STANDARD Dynamic Pressure (x 1,000 PSI)		
	1 (in.)	2 UN/UNF-2B			-S	-SS	-B
4 T22X	1/4	1/4-20	0.91	0.72	7.5		
6 T22X	3/8	1/4-20	1.08	0.81	6.0		
8 T22X	1/2	5/16-18	1.25	0.97	6.0		

Hose
A

Fittings
21 Series
B

Parkrimp
Crimping
Equipment
C

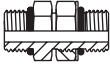
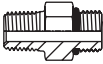
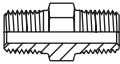
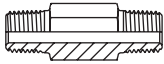
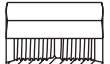
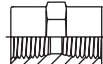
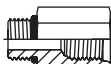
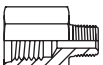
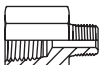
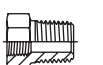

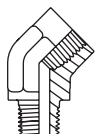
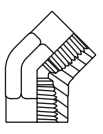
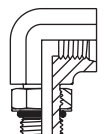
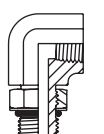
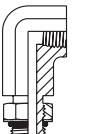
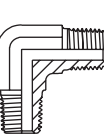
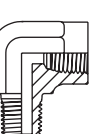
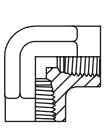
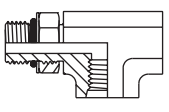
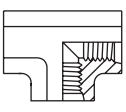
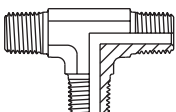
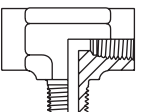
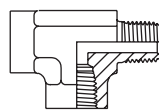
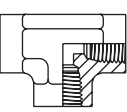
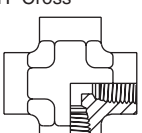


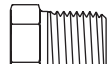



Hose
Assembly
Equipment
D

Adapters
E

Accessories
F


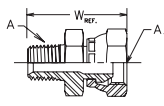
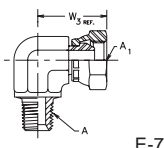
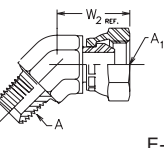
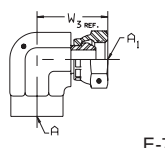
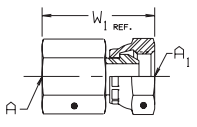
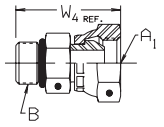
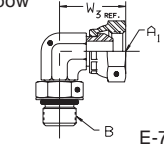
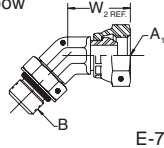
Appendices
G



Nipples	0505 (F5OHAO) SAE-ORB / SAE-ORB  E-59	F50F SAE-ORB / NPTF  E-59	0101 (FF) NPTF / NPTF  E-60	FFF NPTF / NPTF Long  E-60	
	Couplings	G5HG5 SAE-ORB / SAE-ORB  E-61	0202 (GG) NPTF / NPTF  E-61	Reducers, Expanders, Conversions	0510 (F5OG5) SAE-ORB / SAE-ORB  E-62
0110 (FHG5) NPTF / SAE-ORB  E-63		0201 (FG) NPTF / NPTF  E-64	0102 (PTR) Pipe Thread Reducer  E-65		F3HG BSPT/ NPTF  E-66
45° Elbows	3102 (CD45) NPTF / NPTF  E-66	4202 (DD45) NPTF / NPTF  E-66	90° Elbows	2510 (AOEG5) SAE-ORB / SAE-ORB  E-67	2502 (AOEG) SAE-ORB / NPTF  E-67
	5502 (AOE4G) SAE-ORB / NPTF Long  E-67	CR NPTF / NPTF  E-68		2102 (CD) NPTF / NPTF  E-68	2202 (DD) NPTF / NPTF  E-69
AOG5JG5 SAE-ORB Run Tee  E-69	G5G5JG5 SAE-ORB Tee  E-70	RRS NPTF Tee  E-70	212T (MMS) NPTF Branch Tee  E-70	012T (MRO) NPTF Run Tee  E-70	022T (MMO) NPTF Tee  E-71
Cross	022X (KMMOO) NPTF Cross  E-71	Plugs, Bleed Adapters	05CP (P5ON) SAE-ORB Hex Head  E-71	05HP (HP5ON) SAE-ORB Hollow Hex  E-71	01CP (HP) NPTF Hex Head  E-72
	SHP NPTF Square Head  E-72		01HP (HHP) NPTF Hollow Hex Head  E-72	HPC NPTF Pipe Cap  E-72	45° Flared

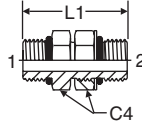
Hose	A
Fittings 21 Series	B
Parkrimp Crimping Equipment	C
Hose Assembly Equipment	D
Adapters	E
Accessories	F
Appendices	G

Hose A
Fittings B
Parkrimp Crimping Equipment C
Hose Assembly Equipment D
Adapters E
Accessories F
Appendices G

 <p>Pipe Swivel</p>	<p>0107 Male Pipe</p>  <p style="text-align: right;">E-73</p>	<p>2107 Male Pipe Elbow - 90°</p>  <p style="text-align: right;">E-73</p>	<p>3107 Male Pipe Elbow - 45°</p>  <p style="text-align: right;">E-74</p>	<p>2207 Female Pipe Elbow - 90°</p>  <p style="text-align: right;">E-74</p>	<p>0207 Female Pipe</p>  <p style="text-align: right;">E-74</p>
<p>0507 Straight Thread</p>  <p style="text-align: right;">E-74</p>	<p>2507 Straight Thread - 90° Elbow</p>  <p style="text-align: right;">E-75</p>	<p>3507 Straight Thread - 45° Elbow</p>  <p style="text-align: right;">E-75</p>			

0505 (F5OHAO)

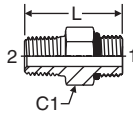
Straight Thread Union
SAE-ORB / SAE-ORB



TUBE FITTING PART #	HOSE FITTING PART #	END SIZE		C4 HEX (in.)	L1 (in.)	STANDARD Dynamic Pressure (x 1,000 PSI)		
		1 UN/UNF-2A	2 UN/UNF-2A			-S	-SS	-B
		4 F5OHAO	0505-4-4			7/16-20	7/16-20	9/16
6 F5OHAO	0505-6-6	9/16-18	9/16-18	11/16	1.41	6.0	6.0	
8 F5OHAO	0505-8-8	3/4-16	3/4-16	7/8	1.56	6.0	6.0	
10 F5OHAO	0505-10-10	7/8-14	7/8-14	1	1.81	5.0	5.0	
12 F5OHAO	0505-12-12	1 1/16-12	1 1/16-12	1 1/4	2.13	5.0	5.0	
16 F5OHAO	0505-16-16	1 5/16-12	1 5/16-12	1 1/2	2.13	4.0	4.0	
20 F5OHAO	0505-20-20	1 5/8-12	1 5/8-12	1 7/8	2.13	4.0	4.0	
24 F5OHAO	0505-24-24	1 7/8-12	1 7/8-12	2 1/8	2.13	3.0	3.0	
32 F5OHAO	0505-32-32	2 1/2-12	2 1/2-12	2 3/4	2.13	2.0	2.0	

F5OF

Male Pipe Adapter
SAE-ORB / NPTF



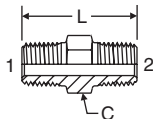
TUBE FITTING PART #	END SIZE		C1 HEX (in.)	L (in.)	STANDARD Dynamic Pressure (x 1,000 PSI)		
	1 UN/UNF-2A	2 NPTF			-S	-SS	-B
	4-1/8 F5OF	7/16-20			1/8-27	9/16	1.00
4-1/4 F5OF	7/16-20	1/4-18	9/16	1.20	6.0	6.0	
5-1/4 F5OF	1/2-20	1/4-18	5/8	1.20	6.0	6.0	
6-1/4 F5OF	9/16-18	1/4-18	11/16	1.25	6.0	6.0	
6-3/8 F5OF	9/16-18	3/8-18	11/16	1.34	6.0	6.0	
8-3/8 F5OF	3/4-16	3/8-18	7/8	1.36	6.0	6.0	
8-1/2 F5OF	3/4-16	1/2-14	7/8	1.53	6.0	6.0	
10-1/2 F5OF	7/8-14	1/2-14	1	1.59	6.0	6.0	
12-3/4 F5OF	1 1/16-12	3/4-14	1 1/4	1.80	5.0	6.0	
16-3/4 F5OF	1 5/16-12	3/4-14	1 1/2	1.78	5.4	6.0	
16-1 F5OF	1 5/16-12	1-11 1/2	1 1/2	1.98	4.5	5.4	
20-1 1/4 F5OF	1 5/8-12	1 1/4-11 1/2	1 7/8	2.02	3.0	3.6	
24-1 1/2 F5OF	1 7/8-12	1 1/2-11 1/2	2 1/8	2.25	3.0	3.0	

Hose	A
Fittings 21 Series	B
Parkrimp Crimping Equipment	C
Hose Assembly Equipment	D
Adapters	E
Accessories	F
Appendices	G



0101 (FF)

Pipe Nipple
NPTF / NPTF

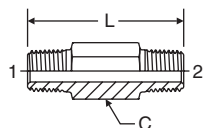


TUBE FITTING PART #	HOSE FITTING PART #	END SIZE		C HEX (in.)	L (in.)	STANDARD Dynamic Pressure (x 1,000 PSI)		
		1 NPTF	2 NPTF			-S	-SS	-B
		1/8 FF	0101-2-2			1/8-27	1/8-27	7/16
1/4 x 1/8 FF	0101-2-4	1/4-18	1/8-27	5/8	1.25	6.0	7.2	3.9
1/4 FF	0101-4-4	1/4-18	1/4-18	5/8	1.45	6.0	7.2	3.9
3/8 x 1/8 FF	0101-2-6	3/8-18	1/8-27	3/4	1.45	6.0	7.2	
3/8 x 1/4 FF	0101-4-6	3/8-18	1/4-18	3/4	1.45	6.0	7.2	3.9
3/8 FF	0101-6-6	3/8-18	3/8-18	3/4	1.45	6.0	7.2	3.9
1/2 x 1/8 FF	0101-2-8	1/2-14	1/8-27	7/8	1.52		7.2	
1/2 x 3/8 FF	0101-6-8	1/2-14	3/8-18	7/8	1.70	6.0	7.2	3.9
1/2 x 1/4 FF	0101-4-8	1/2-14	1/4-18	7/8	1.70	6.0	7.2	3.9
1/2 FF	0101-8-8	1/2-14	1/2-14	7/8	1.89	6.0	7.2	3.9
3/4 x 1/4 FF	0101-4-12	3/4-14	1/4-18	1 1/8	1.78	5.5	6.6	3.5
3/4 x 3/8 FF	0101-6-12	3/4-14	1/4-18	1 1/8	1.78		6.6	
3/4 x 1/2 FF	0101-8-12	3/4-14	1/2-14	1 1/8	1.96	5.5	6.6	3.5
3/4 FF	0101-12-12	3/4-14	3/4-14	1 1/8	1.96	5.5	6.6	3.5
1 x 1/4	0101-4-16	1-11 1/2	1/4-18	1 3/8	1.96		6.6	
1 x 3/8 FF	0101-6-16	1-11 1/2	3/8-18	1 3/8	1.96		6.6	
1 x 1/2 FF	0101-8-16	1-11 1/2	1/2-14	1 3/8	2.09		6.6	
1 x 3/4 FF	0101-12-16	1-11 1/2	3/4-14	1 3/8	2.09	4.5	5.4	
1 FF	0101-16-16	1-11 1/2	1-11 1/2	1 3/8	2.34	4.5	5.4	3.0
1 1/4 x 1 FF	0101-16-20	1 1/4-11 1/2	1-11 1/2	1 3/4	2.45	3.0	3.6	
1 1/4 FF	0101-20-20	1 1/4-11 1/2	1 1/4-11 1/2	1 3/4	2.48	3.0	3.6	
1 1/2 x 1 FF	0101-16-24	1 1/2-11 1/2	1-11 1/2	2	2.55	3.0		
1 1/2 FF	0101-24-24	1 1/2-11 1/2	1 1/2-11 1/2	2	2.61	3.0	3.6	
2 x 1 1/2	0101-24-32	2-11 1/2	1 1/2-11 1/2	2 1/2	2.79		2.4	
2 FF	0101-32-32	2-11 1/2	2-11 1/2	2 1/2	2.83	2.0	2.4	

Note: All "FF" fittings have a 30° chamfer for sealing with NPSM swivel type fittings.

FFF

Long Pipe Nipple
NPTF / NPTF



TUBE FITTING PART #	END SIZE		C HEX (in.)	L (in.)	STANDARD Dynamic Pressure (x 1,000 PSI)		
	1 NPTF	2 NPTF			-S	-SS	-B
	1/8 x 1.5 FFF	1/8-27			1/8-27	7/16	1.5
1/8 x 2.0 FFF	1/8-27	1/8-27	7/16	2.0		7.2	3.9
1/8 x 2.5 FFF	1/8-27	1/8-27	7/16	2.5		7.2	3.9
1/8 x 3.0 FFF	1/8-27	1/8-27	7/16	3.0		7.2	3.9
1/4 x 1.5 FFF	1/4-18	1/4-18	5/8	1.5		7.2	3.9
1/4 x 2.0 FFF	1/4-18	1/4-18	5/8	2.0		7.2	3.9
1/4 x 2.5 FFF	1/4-18	1/4-18	5/8	2.5		7.2	3.9
1/4 x 3.0 FFF	1/4-18	1/4-18	5/8	3.0		7.2	3.9
1/4 x 4.0 FFF	1/4-18	1/4-18	5/8	4.0		7.2	3.9
3/8 x 2.0 FFF	3/8-18	3/8-18	3/4	2.0		7.2	
3/8 x 3.0 FFF	3/8-18	3/8-18	3/4	3.0		7.2	
3/8 x 3.5 FFF	3/8-18	3/8-18	3/4	3.5		7.2	
3/8 x 4.0 FFF	3/8-18	3/8-18	3/4	4.0		7.2	
1/2 x 2.0 FFF	1/2-14	1/2-14	7/8	2.0		7.2	
1/2 x 2.5 FFF	1/2-14	1/2-14	7/8	2.5		7.2	
1/2 x 3.0 FFF	1/2-14	1/2-14	7/8	3.0		7.2	3.9
1/2 x 4.0 FFF	1/2-14	1/2-14	7/8	4.0		7.2	
1/2 x 6.0 FFF	1/2-14	1/2-14	7/8	6.0		7.2	
3/4 x 3.0 FFF	3/4-14	3/4-14	1 1/8	3.0		6.6	
1 x 3.0 FFF	1-11 1/2	1-11 1/2	1 3/8	3.0		6.6	



Hose

A

Fittings
21 Series

B

Parkrimp
Crimping
Equipment

C

Hose
Assembly
Equipment

D

Adapters

E

Accessories

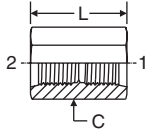
F

Appendices

G

G5HG5

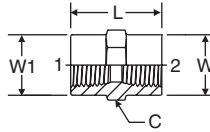
Straight Thread Coupling
Female SAE / Female SAE



TUBE FITTING PART #	END SIZE		C HEX (in.)	L (in.)	STANDARD Dynamic Pressure (x 1,000 PSI)		
	1 UN/UNF-2B	2 UN/UNF-2B			-S	-SS	-B
	4 G5HG5	7/16-20			7/16-20	11/16	1.13
6 G5HG5	9/16-18	9/16-18	13/16	1.26	6.0		
8 G5HG5	3/4-16	3/4-16	1	1.42	5.0		
10 G5HG5	7/8-14	7/8-14	1 3/16	1.60	4.5		
12 G5HG5	1 1/16-12	1 1/16-12	1 3/8	1.85	4.5		
16 G5HG5	1 5/16-12	1 5/16-12	1 5/8	1.85	3.5		

0202 (GG)

Pipe Coupling
NPTF / NPTF



SAE 140138

TUBE FITTING PART #	HOSE FITTING PART #	END SIZE		C HEX (in.)	L (in.)	W (in.)	W1 (in.)	STANDARD Dynamic Pressure (x 1,000 PSI)		
		1 NPTF	2 NPTF					-S	-SS	-B
		1/8 GG	0202-2-2					1/8-27	1/8-27	5/8
1/4 x 1/8 GG	0202-2-4	1/4-18	1/8-27	3/4	0.94	0.75	0.63	6.0	6.0	3.9
1/4 GG	0202-4-4	1/4-18	1/4-18	3/4	1.13	0.75	0.75	6.0	6.0	3.9
3/8 x 1/8 GG	0202-2-6	3/8-18	1/8-27	7/8	1.03	0.88	0.63	6.0	6.0	3.9
3/8 x 1/4 GG	0202-4-6	3/8-18	1/4-18	7/8	1.13	0.88	0.75	6.0	6.0	3.9
3/8 GG	0202-6-6	3/8-18	3/8-18	7/8	1.13	0.88	0.88	6.0	6.0	3.9
1/2 x 1/8 GG	0202-2-8	1/2-14	1/8-27	1 1/8	1.06	1.13	0.63		6.0	
1/2 x 1/4 GG	0202-4-8	1/2-14	1/4-18	1 1/8	1.38	1.13	0.75	5.0	6.0	3.2
1/2 x 3/8 GG	0202-6-8	1/2-14	3/8-18	1 1/8	1.50	1.13	0.88	5.0	6.0	3.2
1/2 GG	0202-8-8	1/2-14	1/2-14	1 1/8	1.50	1.13	1.13	5.0	6.0	3.2
3/4 x 1/4 GG	0202-4-12	3/4-14	1/4-18	1 3/8	1.55	1.36	0.75	4.0	4.8	
3/4 x 1/2 GG	0202-8-12	3/4-14	1/2-14	1 3/8	1.88	1.36	1.13	4.0	4.8	
3/4 GG	0202-12-12	3/4-14	3/4-14	1 3/8	1.53	1.38	1.38	4.0	4.8	2.6
1 x 1/2 GG	0202-8-16	1-11 1/2	1/2-14	1 5/8	1.77	1.63	1.13		3.6	
1 x 3/4 GG	0202-12-16	1-11 1/2	3/4-14	1 5/8	1.77	1.63	1.38		3.6	
1 GG	0202-16-16	1-11 1/2	1-11 1/2	1 5/8	1.89	1.63	1.63	3.0	3.6	1.9
1 1/4 x 1 GG	0202-16-20	1 1/4-11 1/2	1-11 1/2	2	1.93	2.00	1.63		3.0	
1 1/4 GG	0202-20-20	1 1/4-11 1/2	1 1/4-11 1/2	2	1.93	2.00	2.00	2.5	3.0	
1 1/2 x 1 1/4	0202-20-24	1 1/2-11 1/2	1 1/4-11 1/2	2 3/8	1.93	2.37	2.37		2.4	
1 1/2 GG	0202-24-24	1 1/2-11 1/2	1 1/2-11 1/2	2 3/8	1.93	2.38	2.38	2.0	2.4	
2 GG	0202-32-32	2-11 1/2	2-11 1/2	2 7/8	1.97	2.88	2.88		2.4	

Hose
A

Fittings
21 Series
B

Parkrimp
Crimping
Equipment
C

Hose
Assembly
Equipment
D

Adapters
E

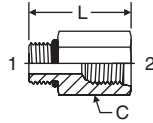
Accessories
F

Appendices
G



0510 (F5OG5)

Straight Thread Reducer /
Expander
SAE-ORB / SAE-ORB



SAE 090136

TUBE FITTING PART #	HOSE FITTING PART #	END SIZE		C HEX (in.)	L (in.)	STANDARD Dynamic Pressure (x 1,000 PSI)		
		1 UN/UNF-2A	2 UN/UNF-2B			-S	-SS	-B
		2-4 F5OG5	0510-2-4			5/16-24	7/16-20	11/16
4-4 F5OG5	0510-4-4	7/16-20	7/16-20	11/16	1.08	7.5		
4-6 F5OG5	0510-6-4	7/16-20	9/16-18	13/16	1.16	6.0	6.0	
6-4 F5OG5	0510-4-6	9/16-18	7/16-20	11/16	1.03	6.0	6.0	
6-6 F5OG5	0510-6-6	9/16-18	9/16-18	13/16	1.16	6.0		
6-8 F5OG5	0510-8-6	9/16-18	3/4-16	1 1/16	1.38	6.0	6.0	
8-4 F5OG5	0510-4-8	3/4-16	7/16-20	7/8	1.13	6.0		
8-6 F5OG5	0510-6-8	3/4-16	9/16-18	7/8	1.13	6.0	6.0	
8-10 F5OG5	0510-10-8	3/4-16	7/8-14	1 1/8	1.56	4.5	4.5	
10-4 F5OG5	0510-4-10	7/8-14	7/16-20	1	0.81	5.0		
10-6 F5OG5	0510-6-10	7/8-14	9/16-18	1	1.26	5.0	6.0	
10-8 F5OG5	0510-8-10	7/8-14	3/4-16	1	1.31	5.0	6.0	
10-12 F5OG5	0510-12-10	7/8-14	1 1/16-12	1 3/8	1.69	4.5	4.5	
12-4 F5OG5	0510-4-12	1 1/16-12	7/16-20	1 1/4	1.00	5.0		
12-6 F5OG5	0510-6-12	1 1/16-12	9/16-18	1 1/4	1.00	5.0		
12-8 F5OG5	0510-8-12	1 1/16-12	3/4-16	1 1/4	1.45	5.0	6.0	
12-10 F5OG5	0510-10-12	1 1/16-12	7/8-14	1 1/4	1.53	5.0	5.0	
12-16 F5OG5	0510-16-12	1 1/16-12	1 5/16-12	1 5/8	1.88	3.5	3.5	
16-6 F5OG5	0510-6-16	1 5/16-12	9/16-18	1 1/2	1.00	4.5		
16-8 F5OG5	0510-8-16	1 5/16-12	3/4-16	1 1/2	1.00	4.5	4.5	
16-10 F5OG5	0510-10-16	1 5/16-12	7/8-14	1 1/2	1.00	4.5		
16-12 F5OG5	0510-12-16	1 5/16-12	1 1/16-12	1 1/2	1.75	4.5	4.5	
16-20 F5OG5	0510-20-16	1 5/16-12	1 5/8-12	2 1/8	1.97	3.0		
20-6 F5OG5	0510-6-20	1 5/8-12	9/16-18	1 7/8	1.00	4.0		
20-8 F5OG5	0510-8-20	1 5/8-12	3/4-16	1 7/8	1.00	4.0		
20-10 F5OG5	0510-10-20	1 5/8-12	7/8-14	1 7/8	1.00	4.0		
20-12 F5OG5	0510-12-20	1 5/8-12	1 1/16-12	1 7/8	1.00	4.0	4.0	
20-16 F5OG5	0510-16-20	1 5/8-12	1 5/16-12	1 7/8	1.72	4.0	4.0	
20-24 F5OG5	0510-24-20	1 5/8-12	1 7/8-12	2 1/2	1.88	3.0	3.0	
24-6 F5OG5	0510-6-24	1 7/8-12	9/16-18	2 1/8	1.00	3.0		
24-12 F5OG5	0510-12-24	1 7/8-12	1 1/16-12	2 1/8	1.00	3.0	3.0	
24-16 F5OG5	0510-16-24	1 7/8-12	1 5/16-12	2 1/8	1.00	3.0	3.0	
24-20 F5OG5	0510-20-24	1 7/8-12	1 5/8-12	2 1/8	1.75	3.0	3.0	
32-20 F5OG5	0510-20-32	2 1/2-12	1 5/8-12	2 3/4	1.00	2.0		
32-24 F5OG5	0510-24-32	2 1/2-12	1 7/8-12	2 3/4	1.80	2.0	2.0	

Hose
A

Fittings
21 Series
B

Parkrimp
Crimping
Equipment
C

Hose
Assembly
Equipment
D

Adapters
E

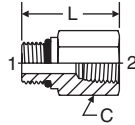
Accessories
F

Appendices
G



F50G

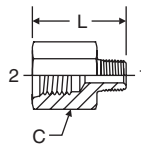
Female Pipe Adapter
SAE-ORB / NPTF



TUBE FITTING PART #	END SIZE		C HEX (in.)	L (in.)	STANDARD Dynamic Pressure (x 1,000 PSI)		
	1 UN/UNF-2A	2 NPTF			-S	-SS	-B
2-1/8 F50G	5/16-24	1/8-27	9/16	0.91		6.0	
4-1/8 F50G	7/16-20	1/8-27	9/16	1.00	6.0	6.0	
4-1/4 F50G	7/16-20	1/4-18	3/4	1.16	6.0	6.0	
5-1/8 F50G	1/2-20	1/8-27	5/8	1.06	6.0		
5-1/4 F50G	1/2-20	1/4-18	3/4	1.19	6.0		
6-1/8 F50G	9/16-18	1/8-27	11/16	1.00	6.0		
6-1/4 F50G	9/16-18	1/4-18	3/4	1.16	6.0	6.0	
6-3/8 F50G	9/16-18	3/8-18	7/8	1.28	6.0	6.0	
6-1/2 F50G	9/16-18	1/2-14	1 1/8	1.53	5.0	6.0	
8-1/8 F50G	3/4-16	1/8-27	7/8	0.80		6.0	
8-1/4 F50G	3/4-16	1/4-18	7/8	1.13	6.0	6.0	
8-3/8 F50G	3/4-16	3/8-18	7/8	1.28	6.0	6.0	
8-1/2 F50G	3/4-16	1/2-14	1 1/8	1.50	5.0	6.0	
10-1/4 F50G	7/8-14	1/4-18	1	0.81	5.0	6.0	
10-3/8 F50G	7/8-14	3/8-18	1	1.31	5.0	6.0	
10-1/2 F50G	7/8-14	1/2-14	1 1/8	1.53	5.0	6.0	
10-3/4 F50G	7/8-14	3/4-14	1 3/8	1.63	4.0		
12-1/4 F50G	1 1/16-12	1/4-18	1 1/4	1.00		6.0	
12-3/8 F50G	1 1/16-12	3/8-18	1 1/4	1.00	5.0	6.0	
12-1/2 F50G	1 1/16-12	1/2-14	1 1/4	1.41	5.0	6.0	
12-3/4 F50G	1 1/16-12	3/4-14	1 3/8	1.72	4.0	4.8	
14-1/2 F50G	1 3/16-12	1/2-14	1 3/8	1.06	5.0		
14-3/4 F50G	1 3/16-12	3/4-14	1 3/8	1.69	4.0		
16-1/2 F50G	1 5/16-12	1/2-14	1 1/2	1.00	5.0	6.0	
16-3/4 F50G	1 5/16-12	3/4-14	1 1/2	1.50	4.0	4.8	
16-1 F50G	1 5/16-12	1-11 1/2	1 5/8	1.88	3.0	3.6	
20-1 F50G	1 5/8-12	1-11 1/2	1 7/8	1.00	3.0	3.6	
20-1 1/4 F50G	1 5/8-12	1 1/4-11 1/2	2	1.97	2.5	3.0	
20-1 1/2 F50G	1 5/8-12	1 1/2-14	2 1/4	2.16	2.5	3.0	
24-1 F50G	1 7/8-12	1-11 1/2	2 1/8	1.00	3.0	3.6	
24-1 1/4 F50G	1 7/8-12	1 1/4-11 1/2	2 1/8	1.94	2.5	3.0	
24-1 1/2 F50G	1 7/8-12	1 1/2-11 1/2	2 1/4	2.00	2.0	2.4	
32-2 F50G	2 1/2-12	2-11 1/2	2 7/8	2.06	2.0	2.4	

0110 (FHG5)

Female Straight Thread Adapter
NPTF / SAE-ORB



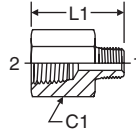
TUBE FITTING PART #	HOSE FITTING PART #	END SIZE		C HEX (in.)	L (in.)	STANDARD Dynamic Pressure (x 1,000 PSI)		
		1 NPTF	2 UN/UNF-2A			-S	-SS	-B
1/8-4 FHG5	0110-2-4	1/8-27	7/16-20	11/16	1.06	6.0		
1/8-5 FHG5	0110-2-5	1/8-27	1/2-20	3/4	1.09	6.0		
1/4-6 FHG5	0110-4-6	1/4-18	9/16-18	3/4	1.36	6.0		
3/8-6 FHG5	0110-6-6	3/8-18	9/16-18	3/4	1.42	6.0		
3/8-8 FHG5	0110-6-8	3/8-18	3/4-16	1	1.50	5.0		
1/2-6 FHG5	0110-8-6	1/2-14	9/16-18	7/8	1.58	6.0		
1/2-8 FHG5	0110-8-8	1/2-14	3/4-16	1	1.66	5.0		
1/2-10 FHG5	0110-8-10	1/2-14	7/8-14	1 1/4	1.75	4.5		
3/4-8 FHG5	0110-12-8	3/4-14	3/4-16	1 1/8	1.13	5.0		
3/4-12 FHG5	0110-12-12	3/4-14	1 1/16-12	1 3/8	1.97	4.5		
1-16 FHG5	0110-16-16	1-11 1/2	1 5/16-12	1 5/8	2.13	3.5		



Hose	A
Fittings 21 Series	B
Parkrimp Crimping Equipment	C
Hose Assembly Equipment	D
Adapters	E
Accessories	F
Appendices	G

0201 (FG)

Expander / Adapter
NPTF / NPTF



SAE 140139

TUBE FITTING PART #	HOSE FITTING PART #	END SIZE		C1 HEX (in.)	L1 (in.)	STANDARD Dynamic Pressure (x 1,000 PSI)		
		1 NPTF	2 NPTF			-S	-SS	-B
1/8 x 1/16 FG	0201-2-1	1/16-27	1/8-27	5/8	1.03	6.0	6.0	
1/8 FG	0201-2-2	1/8-27	1/8-27	5/8	1.03	6.0	6.0	
1/4 x 1/8 FG	0201-4-2	1/8-27	1/4-18	3/4	1.21	6.0	6.0	3.9
1/4 FG	0201-4-4	1/4-18	1/4-18	3/4	1.39	6.0	6.0	3.9
3/8 x 1/8 FG	0201-6-2	1/8-27	3/8-18	7/8	1.25	6.0	6.0	
3/8 x 1/4 FG	0201-6-4	1/4-18	3/8-18	7/8	1.44	6.0	6.0	3.9
3/8 FG	0201-6-6	3/8-18	3/8-18	7/8	1.44	6.0	6.0	3.9
1/2 x 1/8 FG	0201-8-2	1/8-27	1/2-14	1 1/8	1.50	5.0	6.0	3.2
1/2 x 1/4 FG	0201-8-4	1/4-18	1/2-14	1 1/8	1.69	5.0	6.0	3.2
1/2 x 3/8 FG	0201-8-6	3/8-18	1/2-14	1 1/8	1.69	5.0	6.0	3.2
1/2 FG	0201-8-8	1/2-14	1/2-14	1 1/8	1.87	5.0	6.0	3.2
3/4 x 1/4 FG	0201-12-4	1/4-18	3/4-14	1 3/8	1.75	4.0	4.8	2.6
3/4 x 3/8 FG	0201-12-6	3/8-18	3/4-14	1 3/8	1.75		4.8	
3/4 x 1/2 FG	0201-12-8	1/2-14	3/4-14	1 3/8	1.93	4.0	4.8	2.6
3/4 FG	0201-12-12	3/4-14	3/4-14	1 3/8	1.93	4.0	4.8	
1 x 1/4 FG	0201-16-4	1/4-18	1-11 1/2	1 5/8	2.01		3.6	
1 x 1/2 FG	0201-16-8	1/2-14	1-11 1/2	1 5/8	2.19	3.0	3.6	
1 x 3/4 FG	0201-16-12	3/4-14	1-11 1/2	1 5/8	2.19	3.0	3.6	
1 FG	0201-16-16	1-11 1/2	1-11 1/2	1 5/8	2.37		3.6	
1 1/4 x 1 FG	0201-20-16	1-11 1/2	1 1/4-11 1/2	2	2.47	2.5	3.0	
1 1/4 FG	0201-20-20	1 1/4-11 1/2	1 1/4-11 1/2	2	2.50	2.5		
1 1/2 x 1 FG	0201-24-16	1-11 1/2	1 1/2-11 1/2	2 3/8	2.47		2.4	
1 1/2 x 1 1/4 FG	0201-24-20	1 1/4-11 1/2	1 1/2-11 1/2	2 3/8	2.50	2.0		
2 FG	0201-32-32	2-11 1/2	2-11 1/2	2 7/8	2.66		2.4	

Hose
A

Fittings
21 Series
B

Parkrimp
Crimping
Equipment
C

Hose
Assembly
Equipment
D

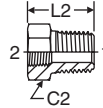
Adapters
E

Accessories
F

Appendices
G



0102 (PTR)
Pipe Thread Reducer
NPTF / NPTF



SAE 140140

TUBE FITTING PART #	HOSE FITTING PART #	END SIZE		C2 HEX (in.)	L2 (in.)	STANDARD Dynamic Pressure (x 1,000 PSI)		
		1 NPTF	2 NPTF			-S	-SS	-B
		1/4 x 1/8 PTR	0102-4-2			1/4-18	1/8-27	5/8
3/8 x 1/8 PTR	0102-6-2	3/8-18	1/8-27	3/4	0.85	6.0	6.0	3.9
3/8 x 1/4 PTR	0102-6-4	3/8-18	1/4-18	3/4	0.85	6.0	6.0	3.9
1/2 x 1/8 PTR	0102-8-2	1/2-14	1/8-27	7/8	1.10	6.0	6.0	3.2
1/2 x 1/4 PTR	0102-8-4	1/2-14	1/4-18	7/8	1.10	6.0	6.0	3.2
1/2 x 3/8 PTR	0102-8-6	1/2-14	3/8-18	7/8	1.10	6.0	6.0	3.2
3/4 x 1/8 PTR	0102-12-2	3/4-14	1/8-27	1 1/8	1.17		6.0	
3/4 x 1/4 PTR	0102-12-4	3/4-14	1/4-18	1 1/8	1.17	5.5	6.0	3.7
3/4 x 3/8 PTR	0102-12-6	3/4-14	3/8-18	1 1/8	1.17	5.5	6.0	3.7
3/4 x 1/2 PTR	0102-12-8	3/4-14	1/2-14	1 1/8	1.17	5.0	6.0	3.3
1 x 1/8 PTR	0102-16-2	1-11 1/2	1/8-27	1 3/8	1.36		5.4	
1 x 1/4 PTR	0102-16-4	1-11 1/2	1/4-18	1 3/8	1.36	4.5	5.4	
1 x 3/8 PTR	0102-16-6	1-11 1/2	3/8-18	1 3/8	1.36	4.5	5.4	3.0
1 x 1/2 PTR	0102-16-8	1-11 1/2	1/2-14	1 3/8	1.36	4.5	5.4	3.0
1 x 3/4 PTR	0102-16-12	1-11 1/2	3/4-14	1 3/8	1.36	4.0	4.8	2.7
1 1/4 x 1/4 PTR	0102-20-4	1 1/4-11 1/2	1/4-18	1 3/4	1.47		3.6	
1 1/4 x 3/8 PTR	0102-20-6	1 1/4-11 1/2	3/8-18	1 3/4	1.47		3.6	
1 1/4 x 1/2 PTR	0102-20-8	1 1/4-11 1/2	1/2-14	1 3/4	1.47	3.0	3.6	
1 1/4 x 3/4 PTR	0102-20-12	1 1/4-11 1/2	3/4-14	1 3/4	1.47	3.0	3.6	
1 1/4 x 1 PTR	0102-20-16	1 1/4-11 1/2	1-11 1/2	1 3/4	1.47	3.0	3.6	
1 1/2 x 1/4 PTR	0102-24-4	1 1/2-11 1/2	1/4-18	2	1.52		3.6	
1 1/2 x 3/8 PTR	0102-24-6	1 1/2-11 1/2	3/8-18	2	1.57		3.6	
1 1/2 x 1/2 PTR	0102-24-8	1 1/2-11 1/2	1/2-14	2	1.57		3.6	
1 1/2 x 3/4 PTR	0102-24-12	1 1/2-11 1/2	3/4-14	2	1.57	3.0	3.6	
1 1/2 x 1 PTR	0102-24-16	1 1/2-11 1/2	1-11 1/2	2	1.57	3.0	3.6	
1 1/2 x 1 1/4 PTR	0102-24-20	1 1/2-11 1/2	1 1/4-11 1/2	2	1.57	2.5	3.0	
2 x 1/2 PTR	0102-32-8	2-11 1/2	1/2-14	2 1/2	1.75		2.4	
2 x 3/4	0102-32-12	2-11 1/2	3/4-14	2 1/2	1.75		2.4	
2 x 1 PTR	0102-32-16	2-11 1/2	1-11 1/2	2 1/2	1.75	2.0	2.4	
2 x 1 1/4 PTR	0102-32-20	2-11 1/2	1 1/4-11 1/2	2 1/2	1.75	2.0	2.4	
2 x 1 1/2 PTR	0102-32-24	2-11 1/2	1 1/2-11 1/2	2 1/2	1.75	2.0	2.4	

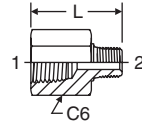
Hose	A
Fittings 21 Series	B
Parkrimp Crimping Equipment	C
Hose Assembly Equipment	D
Adapters	E
Accessories	F
Appendices	G



Hose
A
Fittings
21 Series
B
Parkrimp
Crimping
Equipment
C
Hose
Assembly
Equipment
D
Adapters
E
Accessories
F
Appendices
G

F3HG

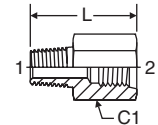
Conversion Adapter
NPTF / BSPT



TUBE FITTING PART #	END SIZE		C6 HEX (in.)	L (in.)	STANDARD Dynamic Pressure (x 1,000 PSI)		
	1 NPTF	2 BSPT			-S	-SS	-B
	1/8X1/8F3HG	1/8-27					
1/4X1/4F3HG	1/4-18	1/4-19	3/4	1.37	6.0		
3/8X3/8F3HG	3/8-18	3/8-19	7/8	1.38	6.0		
1/2X1/2F3HG	1/2-14	1/2-14	1 1/8	1.88	5.0		
3/4X3/4F3HG	3/4-14	3/4-14	1 3/8	1.95	4.0		
1X1F3HG	1-11 1/2	1-11	1 5/8	2.38	3.0		

F3HG5

Conversion Adapter
BSPT / SAE-ORB

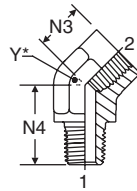


TUBE FITTING PART #	END SIZE		C1 HEX (in.)	L (in.)	STANDARD Dynamic Pressure (x 1,000 PSI)		
	1 BSPT	2 UN/UNF-2B			-S	-SS	-B
	1/8-4F3HG5	1/8-28					
1/8-5F3HG5	1/8-28	1/2-20	3/4	1.09	6.0		
1/4-6F3HG5	1/4-19	9/16-18	13/16	1.36	6.0	6.0	
3/8-8F3HG5	3/8-19	3/4-16	1	1.45	5.0	5.0	
1/2-10F3HG5	1/2-14	7/8-14	1.125	1.78	4.5	4.5	
3/4-12F3HG5	3/4-14	1 1/16-12	1.375	1.92	4.5	4.5	
1-16F3HG5	1-11	1 5/16-12	1.625	2.13	3.5	3.5	

3102 (CD45)

45° Street Elbow
NPTF / NPTF

SAE 140339



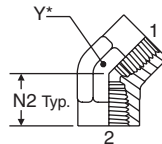
* Y - Across Wrench Flats

TUBE FITTING PART #	HOSE FITTING PART #	END SIZE		N3 (in.)	N4 (in.)	Y (in.)	STANDARD Dynamic Pressure (x 1,000 PSI)		
		1 NPTF	2 NPTF				-S	-SS	-B
		1/8 CD45	3102-2-2						
1/4 CD45	3102-4-4	1/4-18	1/4-18	0.63	1.05	3/4	5.0	5.0	3.2
3/8 CD45	3102-6-6	3/8-18	3/8-18	0.72	1.06	7/8	4.5	4.5	2.9
1/2 CD45	3102-8-8	1/2-14	1/2-14	0.91	1.34	1 1/16	3.0	3.0	1.9
3/4 CD45	3102-12-12	3/4-14	3/4-14	0.97	1.38	1 5/16	3.0	3.0	1.9
1 CD45	3102-16-16	1-11 1/2	1-11 1/2	1.13	1.72	1 5/8	1.8	1.8	
1 1/4 CD45	3102-20-20	1 1/4-11 1/2	1 1/4-11 1/2	1.63	1.80	1 7/8	1.5	1.5	

4202 (DD45)

45° Female Pipe Elbow
NPTF / NPTF

SAE 140338

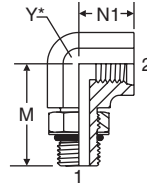


* Y - Across Wrench Flats

TUBE FITTING PART #	HOSE FITTING PART #	END SIZE		N2 (in.)	Y (in.)	STANDARD Dynamic Pressure (x 1,000 PSI)		
		1 NPTF	2 NPTF			-S	-SS	-B
		1/4 DD45	4202-4-4					
3/8 DD45	4202-6-6	3/8-18	3/8-18	0.75	7/8	4.5		
1/2 DD45	4202-8-8	1/2-14	1/2-14	0.94	1 1/16	3.0		
3/4 DD45	4202-12-12	3/4-14	3/4-14	1.00	1 5/16	3.0		
1 DD45	4202-16-16	1-11 1/2	1-11 1/2	1.19	1 5/8	1.8		

2510 (AOEG5)

Straight Thread Elbow
SAE-ORB / SAE-ORB

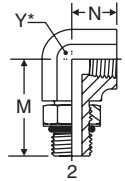


* Y – Across Wrench Flats

TUBE FITTING PART #	HOSE FITTING PART #	END SIZE		M (in.)	N1 (in.)	Y (in.)	STANDARD Dynamic Pressure (x 1,000 PSI)		
		1 UN/UNF-2A	2 UN/UNF-2B				-S	-SS	-B
		4 AOEG5	2510-4-4				7/16-20	7/16-20	1.23
6 AOEG5	2510-6-6	9/16-18	9/16-18	1.38	0.75	7/8	5.0		
8 AOEG5	2510-8-8	3/4-16	3/4-16	1.59	0.88	1 1/16	5.0		
10 AOEG5	2510-10-10	7/8-14	7/8-14	1.81	1.02	1 1/16	4.5		
12 AOEG5	2510-12-12	1 1/16-12	1 1/16-12	2.00	1.21	1 5/16	3.0		
16 AOEG5	2510-16-16	1 5/16-12	1 5/16-12	2.26	1.33	1 5/8	3.0		

2502 (AOEG)

Female Pipe Elbow
NPT / SAE-ORB

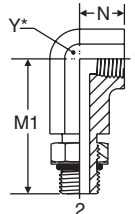


* Y – Across Wrench Flats

TUBE FITTING PART #	HOSE FITTING PART #	END SIZE		M (in.)	N (in.)	Y (in.)	STANDARD Dynamic Pressure (x 1,000 PSI)		
		1 NPTF	2 UN/UNF-2A				-S	-SS	-B
		6-1/4 AOEG	2502-6-4				1/4-18	9/16-18	1.34
8-3/8 AOEG	2502-8-6	3/8-18	3/4-16	1.47	0.63	7/8	4.5		
10-1/2 AOEG	2502-10-8	1/2-14	7/8-14	1.81	0.75	1 1/16	3.0		
12-3/4 AOEG	2502-12-12	3/4-14	1 1/16-12	2.00	0.81	1 5/16	3.0		
16-1 AOEG	2502-16-16	1-11 1/2	1 5/16-12	2.25	1.00	1 5/8	1.8		

5502 (AOE4G)

Extra Long Female Pipe Elbow
NPT / SAE-ORB



* Y – Across Wrench Flats

TUBE FITTING PART #	HOSE FITTING PART #	END SIZE		M1 (in.)	N (in.)	Y (in.)	STANDARD Dynamic Pressure (x 1,000 PSI)		
		1 NPTF	2 UN/UNF-2A				-S	-SS	-B
		8-3/8 AOE4G	5502-8-6				3/8-18	3/4-16	2.94
10-1/2 AOE4G	5502-10-8	1/2-14	7/8-14	3.56	0.75	1 1/16	3.0		
12-3/4 AOE4G	5502-12-12	3/4-14	1 1/16-12	4.06	0.81	1 5/16	3.0		
16-1 AOE4G	5502-16-16	1-11 1/2	1 5/16-12	4.63	1.00	1 5/8	1.8		

Hose
A

Fittings
21 Series
B

Parkrimp
Crimping
Equipment
C

Hose
Assembly
Equipment
D

Adapters
E

Accessories
F

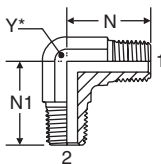
Appendices
G

Hose
A

CR

Male Pipe Elbow
NPTF / NPTF

SAE 140237*



* Y – Across
Wrench Flats

Fittings
21 Series
B

TUBE FITTING PART #	END SIZE		N (in.)	N1 (in.)	Y (in.)	STANDARD Dynamic Pressure (x 1,000 PSI)		
	1	2				-S	-SS	-B
	NPTF	NPTF						
1/8 CR	1/8-27	1/8-27	0.78	0.78	7/16	6.0	6.0	3.9
1/4 CR	1/4-18	1/4-18	1.09	1.09	9/16	6.0	6.0	3.9
3/8 x 1/4 CR	3/8-18	1/4-18	1.22	1.22	3/4	6.0	6.0	
3/8 CR	3/8-18	3/8-18	1.22	1.22	3/4	6.0	6.0	3.9
1/2 x 3/8 CR	1/2-14	3/8-18	1.47	1.28	7/8	6.0	6.0	
1/2 CR	1/2-14	1/2-14	1.47	1.47	7/8	6.0	6.0	3.9
3/4 x 1/2 CR	3/4-14	1/2-14	1.59	1.47	1 1/16	4.0		
3/4 CR	3/4-14	3/4-14	1.59	1.59	1 1/16	4.0	4.0	2.6
1 x 3/4 CR	1-11 1/2	3/4-14	1.97	1.78	1 5/16	3.0		
1 CR	1-11 1/2	1-11 1/2	1.97	1.97	1 5/8	3.0	3.0	
1 1/4 CR	1 1/4-11 1/2	1 1/4-11 1/2	2.22	2.22	1 7/8	2.5	2.5	
1 1/2 CR	1 1/2-11 1/2	1 1/2-11 1/2	2.34	2.34	1 7/8	2.5		

* Not shown in SAE J514, but coded per SAE J846.

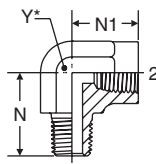
Parkrimp Crimping Equipment
C

Hose Assembly Equipment
D

2102 (CD)

Street Elbow
NPTF / NPTF

SAE 140239



* Y – Across
Wrench Flats

Adapters
E

TUBE FITTING PART #	HOSE FITTING PART #	END SIZE		N (in.)	N1 (in.)	Y (in.)	STANDARD Dynamic Pressure (x 1,000 PSI)		
		1	2				-S	-SS	-B
		NPTF	NPTF						
1/8 x 1/4 CD	2102-2-4	1/8-27	1/4-18	0.90	0.88	9/16	5.0	5.0	
1/8 CD	2102-2-2	1/8-27	1/8-27	0.78	0.66	9/16	5.0	5.0	3.2
1/4 x 1/8 CD	2102-4-2	1/4-18	1/8-27	1.09	0.66	9/16	5.0	5.0	
1/4 x 1/2 CD	2102-4-8	1/4-18	1/2-14	1.28	1.23	1 1/16			3.0
1/4 x 3/8 CD	2102-4-6	1/4-18	3/8-18	1.22	1.01	7/8	4.5	4.5	
1/4 CD	2102-4-4	1/4-18	1/4-18	1.09	0.88	3/4	5.0	5.0	3.2
3/8 x 1/4 CD	2102-6-4	3/8-18	1/4-18	1.22	0.88	3/4	5.0	5.0	
3/8 x 1/2 CD	2102-6-8	3/8-18	1/2-14	1.28	1.23	1 1/16	3.0	3.0	
3/8 CD	2102-6-6	3/8-18	3/8-18	1.22	1.02	7/8	4.5	4.5	3.0
1/2 x 3/8 CD	2102-8-6	1/2-14	3/8-18	1.48	1.25	7/8	4.5	4.5	
1/2 x 3/4 CD	2102-8-12	1/2-14	3/4-14	1.58	1.36	1 5/16	3.0	3.0	1.9
1/2 CD	2102-12-12	1/2-14	1/2-14	1.47	1.23	1 1/16	3.0	3.0	1.9
3/4 x 1/2 CD	2102-12-8	3/4-14	1/2-14	1.59	1.23	1 1/16	3.0	3.0	
3/4 CD	2102-12-12	3/4-14	3/4-14	1.59	1.36	1 5/16	3.0	3.0	1.9
1 CD	2102-16-16	1-11 1/2	1-11 1/2	1.97	1.63	1 5/8	1.8	1.8	1.2
1 1/4 x 1 1/2 CD	2102-20-24	1 1/4-11 1/2	1 1/2-11 1/2	2.61	2.08	2 1/2	1.5		
1 1/4 CD	2102-20-20	1 1/4-11 1/2	1 1/4-11 1/2	2.38	1.70	1 7/8	1.5	1.5	
1 1/2 CD	2102-24-24	1 1/2-11 1/2	1 1/2-11 1/2	2.64	2.08	2 1/2	1.5	1.5	

Accessories
F

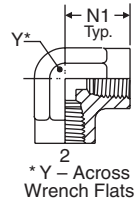
Appendices
G



2202 (DD)

Female Pipe Elbow
NPTF / NPTF

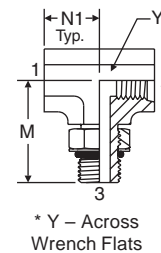
SAE 140238



TUBE FITTING PART #	HOSE FITTING PART #	END SIZE		N1 (in.)	Y (in.)	STANDARD Dynamic Pressure (x 1,000 PSI)		
		1	2			-S	-SS	-B
		NPTF	NPTF					
1/8 DD	2202-2-2	1/8-27	1/8-27	0.66	9/16	5.0	5.0	3.2
1/4 DD	2202-4-4	1/4-18	1/4-18	0.88	3/4	5.0	5.0	3.2
3/8 DD	2202-6-6	3/8-18	3/8-18	1.02	7/8	4.5	4.5	3.0
1/2 x 3/8 DD	2202-8-6	1/2-14	3/8-18	1.23	1 1/16		3.0	
1/2 DD	2202-8-8	1/2-14	1/2-14	1.23	1 1/16	3.0	3.0	1.9
3/4 DD	2202-12-12	3/4-14	3/4-14	1.36	1 5/8	3.0	3.0	1.9
1 DD	2202-16-16	1-11 1/2	1-11 1/2	1.63	1 7/8	1.8	1.8	1.2
1 1/4 DD	2202-20-20	1 1/4-11 1/2	1 1/4-11 1/2	1.70	1 7/8	1.5	1.5	
1 1/2 DD	2202-24-24	1 1/2-11 1/2	1 1/2-11 1/2	2.08	2 1/2	1.5	1.5	

G5G5JAO

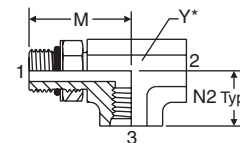
Straight Thread Branch Tee
SAE-ORB (all three ends)



TUBE FITTING PART #	END SIZE			M (in.)	N1 (in.)	Y (in.)	STANDARD Dynamic Pressure (x 1,000 PSI)		
	1	2	3				-S	-SS	-B
	UN/UNF-2B	UN/UNF-2B	UN/UNF-2A						
4 G5G5JAO	7/16-20	7/16-20	7/16-20	1.23	0.63	3/4	5.0		
6 G5G5JAO	9/16-18	9/16-18	9/16-18	1.38	0.75	7/8	5.0		
8 G5G5JAO	3/4-16	3/4-16	3/4-16	1.59	0.88	1 1/16	5.0		
10 G5G5JAO	7/8-14	7/8-14	7/8-14	1.81	1.02	1 1/16	4.5		
12 G5G5JAO	1 1/16-12	1 1/16-12	1 1/16-12	2.00	1.21	1 5/16	3.0		
16 G5G5JAO	1 5/16-12	1 5/16-12	1 5/16-12	2.25	1.33	1 5/8	3.0		

AOG5JG5

Straight Thread Run Tee
SAE-ORB (all three ends)

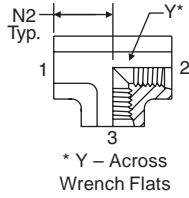


TUBE FITTING PART #	END SIZE			M (in.)	N2 (in.)	Y (in.)	STANDARD Dynamic Pressure (x 1,000 PSI)		
	1	2	3				-S	-SS	-B
	UN/UNF-2A	UN/UNF-2B	UN/UNF-2B						
4 AOG5JG5	7/16-20	7/16-20	7/16-20	1.23	0.74	3/4	5.0		
6 AOG5JG5	9/16-18	9/16-18	9/16-18	1.38	0.86	7/8	5.0		
8 AOG5JG5	3/4-16	3/4-16	3/4-16	1.59	1.03	1 1/16	5.0		
10 AOG5JG5	7/8-14	7/8-14	7/8-14	1.81	1.18	1 1/16	4.5		
12 AOG5JG5	1 1/16-12	1 1/16-12	1 1/16-12	2.00	1.39	1 5/16	3.0		
16 AOG5JG5	1 5/16-12	1 5/16-12	1 5/16-12	2.25	1.52	1 5/8	3.0		

Hose
A

G5G5JG5

Female Straight Thread Tee
SAE-ORB (all three ends)



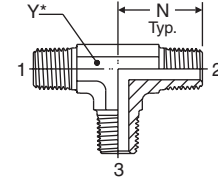
* Y – Across Wrench Flats

TUBE FITTING PART #	END SIZE 1 - 3 UN/UNF-2B	N2 (in.)	Y (in.)	STANDARD Dynamic Pressure (x 1,000 PSI)		
				-S	-SS	-B
4 G5G5JG5	7/16-20	0.74	3/4	5.0		
6 G5G5JG5	9/16-18	0.86	3/4	5.0		
8 G5G5JG5	3/4-16	1.03	1 1/16	5.0		
10 G5G5JG5	7/8-14	1.18	1 1/16	4.5		
12 G5G5JG5	1 1/16-12	1.39	1 5/16	3.0		
16 G5G5JG5	1 5/16-12	1.52	1 5/8	3.0		

Fittings
21 Series
B

RRS

Male Pipe Tee
NPTF (all three ends)



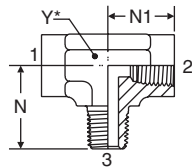
* Y – Across Wrench Flats

TUBE FITTING PART #	END SIZE 1 - 3 NPTF	N (in.)	Y (in.)	STANDARD Dynamic Pressure (x 1,000 PSI)		
				-S	-SS	-B
1/8 RRS	1/8-27	0.78	7/16	6.0	6.0	3.9
1/4 RRS	1/4-18	1.09	9/16	6.0	6.0	3.9
3/8 RRS	3/8-18	1.22	3/4	6.0	6.0	3.9
1/2 RRS	1/2-14	1.47	7/8	6.0	6.0	3.9
3/4 RRS	3/4-14	1.59	1 1/16	4.0	4.0	

Parkrimp
Crimping
Equipment
C

212T (MMS)

Male Branch Tee
NPTF (all three ends)



* Y – Across Wrench Flats

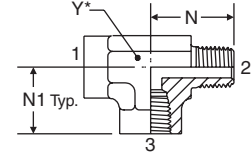
SAE 140425

TUBE FITTING PART #	HOSE FITTING PART #	END SIZE 1 - 3 NPTF	N (in.)	N1 (in.)	Y (in.)	STANDARD Dynamic Pressure (x 1,000 PSI)		
						-S	-SS	-B
1/8 MMS	212T-2-2	1/8-27	0.78	0.66	9/16	5.0	5.0	3.2
1/4 MMS	212T-4-4	1/4-18	1.09	0.88	3/4	5.0	5.0	3.2
3/8 MMS	212T-6-6	3/8-18	1.22	1.02	7/8	4.5	4.5	3.0
1/2 MMS	212T-8-8	1/2-14	1.47	1.23	1 1/16	3.0	3.0	1.9
3/4 MMS	212T-12-12	3/4-14	1.59	1.36	1 5/16	3.0	3.0	
1 MMS	212T-16-16	1-11 1/2	1.97	1.62	1 5/8	1.8	1.8	

Hose
Assembly
Equipment
D

012T (MRO)

Male Run Tee
NPTF (all three ends)



* Y – Across Wrench Flats

SAE 140424

TUBE FITTING PART #	HOSE FITTING PART #	END SIZE 1 - 3 NPTF	N (in.)	N1 (in.)	Y (in.)	STANDARD Dynamic Pressure (x 1,000 PSI)		
						-S	-SS	-B
1/8 MRO	012T-2-2	1/8-27	0.78	0.66	9/16	5.0	5.0	3.2
1/4 MRO	012T-4-4	1/4-18	1.09	0.88	3/4	5.0	5.0	3.2
3/8 MRO	012T-6-6	3/8-18	1.22	1.02	7/8	4.5	4.5	3.0
1/2 MRO	012T-8-8	1/2-14	1.47	1.23	1 1/16	3.0	3.0	1.9
3/4 MRO	012T-12-12	3/4-14	1.59	1.36	1 5/16	3.0	3.0	
1 MRO	012T-16-16	1-11 1/2	1.97	1.63	1 5/8	1.8	1.8	
1 1/4 MRO	012T-20-20	1 1/4-11 1/2	2.38	1.70	1 7/8	1.5	1.5	
1 1/2 MRO	012T-24-24	1 1/2-11 1/2	2.64	2.08	2 1/2	1.5	1.5	

Adapters
E

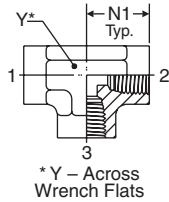
Accessories
F

Appendices
G

022T (MMO)

Female Pipe Tee
NPTF (all three ends)

SAE 140438



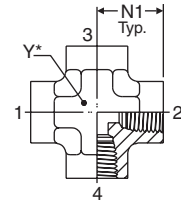
* Y – Across Wrench Flats

TUBE FITTING PART #	HOSE FITTING PART #	END SIZE NPTF	N1 (in.)	Y (in.)	STANDARD Dynamic Pressure (x 1,000 PSI)		
					-S	-SS	-B
					1/8 MMO	022T-2-2	1/8-27
1/4 MMO	022T-4-4	1/4-18	0.88	3/4	5.0	5.0	3.2
3/8 MMO	022T-6-6	3/8-18	1.02	7/8	4.5	4.5	3.0
1/2 MMO	022T-8-8	1/2-14	1.23	1 1/16	3.0	3.0	1.9
3/4 MMO	022T-12-12	3/4-14	1.36	1 5/16	3.0	3.0	1.9
1 MMO	022T-16-16	1-11 1/2	1.63	1 5/8	1.8	1.8	1.2
1 1/4 MMO	022T-20-20	1 1/4-11 1/2	1.70	1 7/8	1.5	1.5	1.5
1 1/2 MMO	022T-24-24	1 1/2-11 1/2	2.08	2 1/2	1.5	1.5	1.5

022X (KMMOO)

Female Pipe Cross
NPTF (all four ends)

SAE 140538



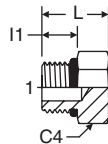
* Y – Across Wrench Flats

TUBE FITTING PART #	HOSE FITTING PART #	END SIZE NPTF	N1 (in.)	Y (in.)	STANDARD Dynamic Pressure (x 1,000 PSI)		
					-S	-SS	-B
					1/8 KMMOO	022X-2	1/8-27
1/4 KMMOO	022X-4	1/4-18	0.88	3/4	5.0	5.0	3.2
3/8 KMMOO	022X-6	3/8-18	1.02	7/8	4.5	4.5	3.0
1/2 KMMOO	022X-8	1/2-14	1.23	1 1/16	3.0	3.0	1.9
3/4 KMMOO	022X-12	3/4-14	1.36	1 5/16	3.0	3.0	1.9
1 KMMOO	022X-16	1-11 1/2	1.63	1 5/8	1.8	1.8	1.2

05CP (P5ON)

Hex Head Plug
SAE-ORB

SAE 090109A

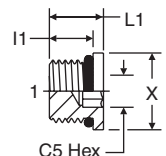


TUBE FITTING PART #	HOSE FITTING PART #	END SIZE 1 UN/UNF-2A	C4 HEX (in.)	I 1 (in.)	L (in.)	STANDARD Dynamic Pressure (x 1,000 PSI)		
						-S	-SS	-B
						2 P5ON	05CP-2	5/16-24
3 P5ON	05CP-3	3/8-24	1/2	0.30	0.61	7.5	9.0	
4 P5ON	05CP-4	7/16-20	9/16	0.36	0.67	7.5	9.0	
5 P5ON	05CP-5	1/2-20	5/8	0.36	0.67	6.0	7.2	
6 P5ON	05CP-6	9/16-18	11/16	0.39	0.73	6.0	7.2	
8 P5ON	05CP-8	3/4-16	7/8	0.44	0.80	6.0	7.2	
10 P5ON	05CP-10	7/8-14	1	0.50	0.94	6.0	7.2	
12 P5ON	05CP-12	1 1/16-12	1 1/4	0.59	1.09	6.0	7.2	
14 P5ON	05CP-14	1 3/16-12	1 3/8	0.59	1.09	5.5	5.5	
16 P5ON	05CP-16	1 5/16-12	1 1/2	0.59	1.13	5.5	6.6	
20 P5ON	05CP-20	1 5/8-12	1 7/8	0.59	1.20	4.0	4.8	
24 P5ON	05CP-24	1 7/8-12	2 1/8	0.59	1.27	3.0	3.6	
32 P5ON	05CP-32	2 1/2-12	2 3/4	0.59	1.44	2.0	2.4	

05HP (HP5ON)

Hollow Hex Plug
SAE-ORB

SAE 090109B



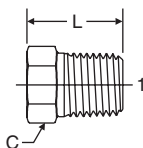
C5 – Across Internal Hex Flats

TUBE FITTING PART #	HOSE FITTING PART #	END SIZE 1 UN/UNF-2A	C5 HEX (in.)	I 1 (in.)	L1 (in.)	X DIA. (in.)	STANDARD Dynamic Pressure (x 1,000 PSI)		
							-S	-SS	-B
							2 HP5ON	05HP-2	5/16-24
3 HP5ON	05HP-3	3/8-24	1/8	0.30	0.40	0.50	6.0	6.0	
4 HP5ON	05HP-4	7/16-20	3/16	0.36	0.47	0.56	6.0	6.0	
5 HP5ON	05HP-5	1/2-20	3/16	0.36	0.47	0.63	6.0	6.0	
6 HP5ON	05HP-6	9/16-18	1/4	0.40	0.50	0.69	6.0	6.0	
8 HP5ON	05HP-8	3/4-16	5/16	0.44	0.58	0.88	6.0	6.0	
10 HP5ON	05HP-10	7/8-14	3/8	0.50	0.65	1.00	6.0	6.0	
12 HP5ON	05HP-12	1 1/16-12	9/16	0.59	0.77	1.25	6.0	6.0	
14 HP5ON	05HP-14	1 3/16-12	9/16	0.59	0.77	1.38	5.5	5.5	
16 HP5ON	05HP-16	1 5/16-12	5/8	0.59	0.77	1.50	5.5	5.5	
20 HP5ON	05HP-20	1 5/8-12	3/4	0.59	0.77	1.88	4.0	4.0	
24 HP5ON	05HP-24	1 7/8-12	3/4	0.59	0.77	2.13	3.0	3.0	
32 HP5ON	05HP-32	2 1/2-12	3/4	0.59	0.77	2.75	2.0	2.0	

Hose
A

01CP (HP)

Hex Head Pipe Plug
NPTF



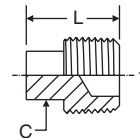
SAE 130109E

TUBE FITTING PART #	HOSE FITTING PART #	END SIZE 1 NPTF	C HEX (in.)	L (in.)	STANDARD Dynamic Pressure (x 1,000 PSI)		
					-S	-SS	-B
					1/8 HP	01CP-2	1/8-27
1/4 HP	01CP-4	1/4-18	9/16	0.75	6.0	7.2	3.9
3/8 HP	01CP-6	3/8-18	11/16	0.78	6.0	7.2	3.9
1/2 HP	01CP-8	1/2-14	7/8	0.97	6.0	7.2	3.9
3/4 HP	01CP-12	3/4-14	1 1/16	1.06	5.5	6.6	3.5
1 HP	01CP-16	1-11 1/2	1 5/16	1.25	4.5	5.4	3.0
1 1/4 HP	01CP-20	1 1/4-11 1/2	1 3/4	1.41	3.0	3.6	
1 1/2 HP	01CP-24	1 1/2-11 1/2	2	1.50	3.0	3.6	
2 HP	01CP-32	2-11 1/2	2 1/2	1.69	2.0	3.0	

Fittings
21 Series
B

SHP

Square Head Plug
NPTF

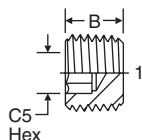


TUBE FITTING PART #	END SIZE 1 NPTF	C SQUARE (in.)	L (in.)	STANDARD Dynamic Pressure (x 1,000 PSI)		
				-S	-SS	-B
				1/8 SHP	1/8-27	9/32
1/4 SHP	1/4-18	3/8	0.75	6.0		
3/8 SHP	3/8-18	7/16	0.83	6.0		
1/2 SHP	1/2-14	9/16	1.08	6.0		
3/4 SHP	3/4-14	5/8	1.14	5.5		
1 SHP	1-11 1/2	13/16	1.38	4.5		

Parkrimp Crimping Equipment
C

01HP (HHP)

Hollow Hex Pipe Plug
NPTF



SAE 130109N

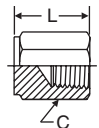
C5 - Across Internal Hex Flats

TUBE FITTING PART #	HOSE FITTING PART #	END SIZE 1 NPTF	B (in.)	C5 INTERNAL HEX (in.)	STANDARD Dynamic Pressure (x 1,000 PSI)		
					-S	-SS	-B
					1/16 HHP	01HP-1	1/16-27
1/8 HHP	01HP-2	1/8-27	0.30	3/16	6.0	7.2	3.9
1/4 HHP	01HP-4	1/4-18	0.46	1/4	6.0	7.2	3.9
3/8 HHP	01HP-6	3/8-18	0.46	5/16	6.0	7.2	
1/2 HHP	01HP-8	1/2-14	0.61	3/8	6.0		
3/4 HHP	01HP-10	3/4-14	0.62	9/16	5.5	6.6	
1 HHP	01HP-16	1-11 1/2	0.77	5/8	4.5	5.4	
1 1/4 HHP	01HP-20	1 1/4-11 1/2	0.77	3/4	3.0		
1 1/2 HHP	01HP-24	1 1/2-11 1/2	0.83	3/4	3.0		

Hose Assembly Equipment
D

HPC

Hex Pipe Cap
NPTF

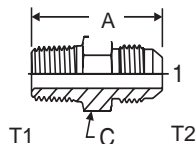


TUBE FITTING PART #	END SIZE 1 NPTF	C HEX (in.)	L (in.)	STANDARD Dynamic Pressure (x 1,000 PSI)		
				-S	-SS	-B
				1/8 HPC	1/8-27	9/16
1/4 HPC	1/4-18	3/4	.91	6.0		
3/8 HPC	3/8-18	7/8	1.03	6.0		
1/2 HPC	1/2-14	1 1/16	1.34	6.0		
3/4 HPC	3/4-14	1 1/4	1.44	4.8		
1 HPC	1-11 1/2	1 5/8	1.68	3.6		
1 1/2 HPC	1 1/2-11 1/2	2 3/8	1.92	2.4		

Adapters
E

1404 -

Power Steering Adapter
SAE 040105
Male SAE 45° Flare -
Male Inverted Rigid



Accessories
F

# Part Number	Thread		A	
	T1 Pipe	T2 Straight	inch	mm
	1404-4-4B	7/16x24	7/16x20	1/4
1404-5-5B	1/2x20	1/2x20	5/16	1.25 32
1404-5-6B	1/2x20	5/8x18	3/8	1.34 34
1404-6-6B	5/8x18	5/8x18	3/8	1.34 34
1404-7-6B	11/16x18	5/8x18	3/8	1.37 35
1404-8-8B	3/4x18	3/8x16	1/2	1.63 41

Appendices
G

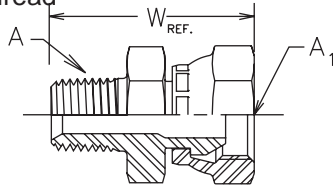


Male Pipe Adapter

0107

NPSM swivel / male pipe thread
SAE 140130

All dimensions are in inches



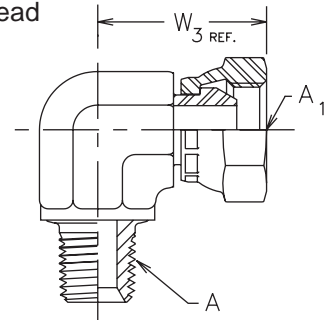
TUBE FITTING PART #	PIPE SIZE	A PIPE THD NPTF	A1 SWIVEL THD NPSM	W
0107-2-2	1/8	1/8-27	1/8-27	1.09
0107-2-4	1/8	1/8-27	1/4-18	1.24
0107-4-4	1/4	1/4-18	1/4-18	1.43
0107-4-6	1/4	1/4-18	3/8-18	1.45
0107-4-8	1/4	1/4-18	1/2-14	1.44
0107-6-4	3/8	3/8-18	1/4-18	1.49
0107-6-6	3/8	3/8-18	3/8-18	1.51
0107-6-8	3/8	3/8-18	1/2-14	1.73
0107-8-6	1/2	1/2-14	3/8-18	1.70
0107-8-8	1/2	1/2-14	1/2-14	1.91
0107-8-12	1/2	1/2-14	3/4-14	2.04
0107-12-8	3/4	3/4-14	1/2-14	1.91
0107-12-12	3/4	3/4-14	3/4-14	2.04
0107-12-16	3/4	3/4-14	1-11 1/2	2.17
0107-16-12	1	1-11 1/2	3/4-14	2.29
0107-16-16	1	1-11 1/2	1-11 1/2	2.37
0107-16-20	1	1-11 1/2	1 1/4-11 1/2	2.38
0107-20-16	1 1/4	1 1/4-11 1/2	1-11 1/2	2.46
0107-20-20	1 1/4	1 1/4-11 1/2	1 1/4-11 1/2	2.47
0107-24-24	1 1/2	1 1/2-11 1/2	1 1/2-11 1/2	2.61
0107-32-32	2	2-11 1/2	2-11 1/2	2.80

Male Pipe Elbow

2107

NPSM swivel / male pipe thread
SAE 140230

All dimensions are in inches



TUBE FITTING PART #	PIPE SIZE	A PIPE THD NPTF	A1 SWIVEL THD NPSM	W3
2107-2-2	1/8	1/8-27	1/8-27	0.85
2107-4-4	1/4	1/4-18	1/4-18	1.06
2107-4-6	1/4	1/4-18	3/8-1/8	1.28
2107-6-4	3/8	3/8-18	1/4-18	1.17
2107-6-6	3/8	3/8-18	3/8-1/8	1.28
2107-6-8	3/8	3/8-18	1/2-14	1.33
2107-8-6	1/2	1/2-14	3/8-1/8	1.35
2107-8-8	1/2	1/2-14	1/2-14	1.40
2107-8-12	1/2	1/2-14	3/4-14	1.65
2107-12-6	3/4	3/4-14	3/8-1/8	1.48
2107-12-8	3/4	3/4-14	1/2-14	1.53
2107-12-12	3/4	3/4-14	3/4-14	1.65
2107-16-12	1	1-11 1/2	3/4-14	1.82
2107-16-16	1	1-11 1/2	1-11 1/2	1.91
2107-20-20	1 1/4	1 1/4-11 1/2	1 1/4-11 1/2	2.11
2107-24-24	1 1/2	1 1/2-11 1/2	1 1/2-11 1/2	2.31
2107-32-32	2	2-11 1/2	2-11 1/2	2.70

Hose	A
Fittings 21 Series	B
Parkrimp Crimping Equipment	C
Hose Assembly Equipment	D
Adapters	E
Accessories	F
Appendices	G



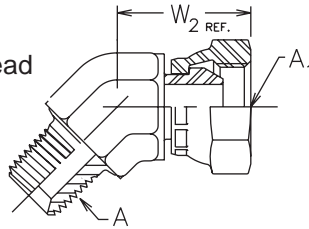
Hose
A

45° Male Pipe Elbow

3107

NPSM swivel / male pipe thread
SAE 140330

All dimensions are in inches



Fittings
21 Series
B

TUBE FITTING PART #	PIPE SIZE	A PIPE THD NPTF	A1 SWIVEL THD NPSM	W2
3107-2-2	1/8	1/8-27	1/8-27	0.77
3107-4-4	1/4	1/4-18	1/4-18	0.91
3107-6-6	3/8	3/8-18	3/8-18	1.10
3107-8-6	1/2	1/2-14	3/8-18	1.10
3107-8-8	1/2	1/2-14	1/2-14	1.17
3107-8-12	1/2	1/2-14	3/4-14	1.22
3107-12-8	3/4	3/4-14	1/2-14	1.23
3107-12-12	3/4	3/4-14	3/4-14	1.37
3107-16-12	1	1-11 1/2	3/4-14	1.47
3107-16-16	1	1-11 1/2	1-11 1/2	1.52
3107-20-20	1 1/4	1 1/4-11 1/2	1 1/4-11 1/2	1.61
3107-24-24	1 1/2	1 1/2-11 1/2	1 1/2-11 1/2	1.77
3107-32-32	2	2-11 1/2	2-11 1/2	1.89

Parkrimp
Crimping
Equipment
C

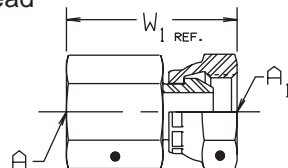
Hose
Assembly
Equipment
D

Female Pipe Adapter

0207

NPSM swivel / female pipe thread
SAE 140131

All dimensions are in inches



TUBE FITTING PART #	PIPE SIZE	A PIPE THD NPTF	A1 SWIVEL THD NPSM	W1
0207-2-2	1/8	1/8-27	1/8-27	1.02
0207-4-4	1/4	1/4-18	1/4-18	1.43
0207-6-4	3/8	3/8-18	1/4-18	1.49
0207-6-6	3/8	3/8-18	3/8-18	1.51
0207-8-6	1/2	1/2-14	3/8-18	1.65
0207-8-8	1/2	1/2-14	1/2-14	1.79
0207-12-12	3/4	3/4-14	3/4-14	1.97
0207-16-16	1	1-11 1/2	1-11 1/2	2.37
0207-20-20	1 1/4	1 1/4-11 1/2	1 1/4-11 1/2	2.38
0207-24-24	1 1/2	1 1/2-11 1/2	1 1/2-11 1/2	2.42
0207-32-32	2	2-11 1/2	2-11 1/2	2.55

Adapters
E

Accessories
F

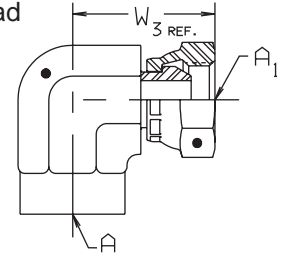
Appendices
G

90° Female Pipe Elbow

2207

NPSM swivel / female pipe thread
SAE 140231

All dimensions are in inches



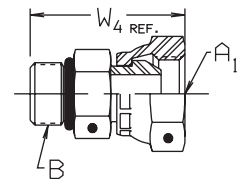
TUBE FITTING PART #	PIPE SIZE	A PIPE THD NPTF	A1 SWIVEL THD NPSM	W3
2207-2-2	1/8	1/8-27	1/8-27	0.95
2207-4-4	1/4	1/4-18	1/4-18	1.17
2207-6-6	3/8	3/8-18	3/8-18	1.26
2207-8-8	1/2	1/2-14	1/2-14	1.53
2207-12-12	3/4	3/4-14	3/4-14	1.82
2207-16-16	1	1-11 1/2	1-11 1/2	2.10
2207-20-20	1 1/4	1 1/4-11 1/2	1 1/4-11 1/2	2.21
2207-24-24	1 1/2	1 1/2-11 1/2	1 1/2-11 1/2	2.83
2207-32-32	2	2-11 1/2	2-11 1/2	3.00

Straight Thread Adapter

0507

NPSM swivel / SAE O-ring boss
SAE 140157

All dimensions are in inches



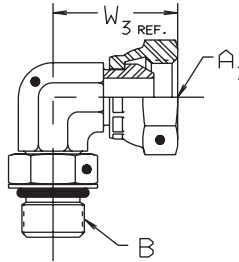
TUBE FITTING PART #	PORT SIZE	B PORT THD UN/UNF-2A	A1 SWIVEL THD NPSM	W4
0507-4-4	4	7/16-20	1/4-18	1.32
0507-6-4	6	9/16-18	1/4-18	1.35
0507-6-6	6	9/16-18	3/8-18	1.37
0507-6-8	6	9/16-18	1/2-14	1.57
0507-8-4	8	3/4-16	1/4-18	1.43
0507-8-6	8	3/4-16	3/8-18	1.45
0507-8-8	8	3/4-16	1/2-14	1.56
0507-8-12	8	3/4-16	3/4-14	1.79
0507-10-8	10	7/8-14	1/2-14	1.73
0507-12-8	12	1 1/16-12	1/2-14	1.88
0507-12-12	12	1 1/16-12	3/4-14	1.97
0507-16-16	16	1 5/16-12	1-11 1/2	2.12
0507-20-20	20	1 5/8-12	1 1/4-11 1/2	2.21
0507-24-24	24	1 7/8-12	1 1/2-11 1/2	2.39
0507-32-32	32	2 1/2-12	2-11 1/2	2.49

90° Straight Thread Adapter

2507

NPSM swivel / SAE O-ring boss
SAE 140257

All dimensions are in inches



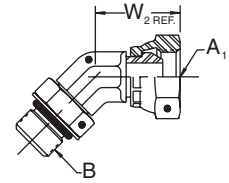
TUBE FITTING PART #	PORT SIZE	B PORT THD UN/UNF-2A	A1 SWIVEL THD NPSM	W3
2507-4-4	4	7/16-20	1/4-18	0.97
2507-6-4	6	9/16-18	1/4-18	1.06
2507-6-6	6	9/16-18	3/8-18	1.10
2507-6-8	6	9/16-18	1/2-14	1.33
2507-8-6	8	3/4-16	3/8-18	1.19
2507-8-8	8	3/4-16	1/2-14	1.33
2507-8-12	8	3/4-16	3/4-14	1.65
2507-10-6	10	7/8-14	3/8-18	1.26
2507-10-8	10	7/8-14	1/2-14	1.40
2507-10-12	10	7/8-14	3/4-14	1.62
2507-12-8	12	1 1/16-12	1/2-14	1.50
2507-12-12	12	1 1/16-12	3/4-14	1.65
2507-16-16	16	1 5/16-12	1-11 1/2	1.91
2507-20-20	20	1 5/8-12	1 1/4-11 1/2	2.16
2507-24-24	24	1 7/8-12	1 1/2-11 1/2	2.31

45° Straight Thread Adapter

3507

NPSM swivel / SAE O-ring boss
SAE 140357

All dimensions are in inches



TUBE FITTING PART #	PORT SIZE	B PORT THD UN/UNF-2A	A1 SWIVEL THD NPSM	W2
3507-4-4	4	7/16-20	1/4-18	0.79
3507-6-6	6	9/16-18	3/8-18	1.03
3507-8-6	8	3/4-16	3/8-18	1.02
3507-8-8	8	3/4-16	1/2-14	1.18
3507-8-12	8	3/4-16	3/4-14	1.37
3507-10-8	10	7/8-14	1/2-14	1.17
3507-12-12	12	1 1/16-12	3/4-14	1.37
3507-16-16	16	1 5/16-12	1-11 1/2	1.52

Hose	A
Fittings 21 Series	B
Parkrimp Crimping Equipment	C
Hose Assembly Equipment	D
Adapters	E
Accessories	F
Appendices	G

Hose
A

Fittings
B


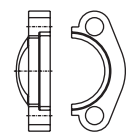

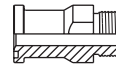
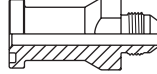
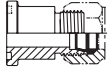
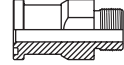

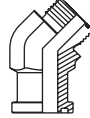

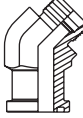





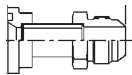
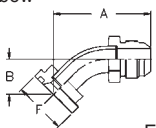
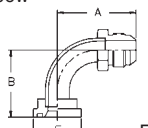
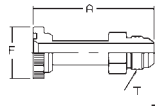
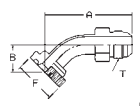
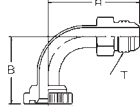
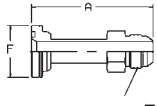
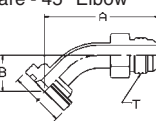
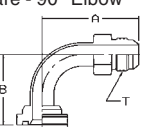
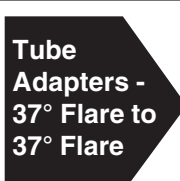
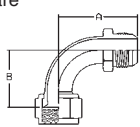
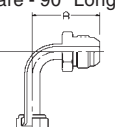

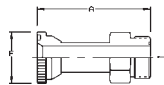
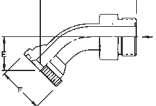
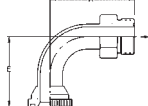
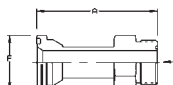
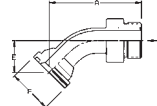
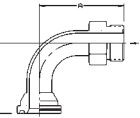
Parkrimp
Crimping
Equipment
C

Hose
Assembly
Equipment
D

Adapters
E

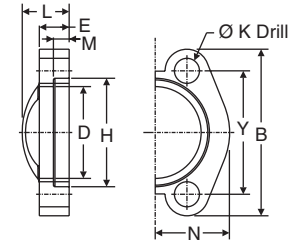
Accessories
F

Appendices
G

 <p>Flange Clamps</p>	<p>FCS Flange Clamps – Split</p>  <p>E-77</p>	 <p>Straight Flange Adapters / Flanges</p>	<p>LOHQ Code 61, 62 / ORFS</p>  <p>E-77</p>	<p>XHQ Code 61, 62 / 37° Flare</p>  <p>E-78</p>	<p>BUHQ1 Code 61 / Flareless</p>  <p>E-78</p>
<p>F5OHQ Code 61, 62 / SAE-ORB</p>  <p>E-78</p>	 <p>45° Flange Adapters</p>	<p>LOVQ Code 61, 62 / ORFS</p>  <p>E-79</p>	<p>XVQ Code 61, 62 / 37° Flare</p>  <p>E-79</p>	<p>BUVQ1 Code 61 / Flareless</p>  <p>E-79</p>	
 <p>90° Flange Adapters</p>	<p>LOEQ Code 61, 62 / ORFS</p>  <p>E-80</p>	<p>XEQ Code 61, 62 / 37° Flare</p>  <p>E-80</p>	<p>BUEQ1 Code 61 / Flareless</p>  <p>E-80</p>	 <p>Tube Adapters - Flange to 37° Flare</p>	<p>15T3 Code 61 / 37° Flare</p>  <p>E-81</p>
<p>17T3 Code 61 / 37° Flare - 45° Elbow</p>  <p>E-81</p>	<p>19T3 Code 61 / 37° Flare - 90° Elbow</p>  <p>E-81</p>	<p>4AH3 Code 61(5000psi) to 37° Flare</p>  <p>E-82</p>	<p>4FH3 Code 61(5000psi) to 37° Flare - 45° Elbow</p>  <p>E-82</p>	<p>4NH3 Code 61(5000psi) to 37° Flare - 90° Elbow</p>  <p>E-82</p>	<p>6AH3 SAE Code 62 Flange - Male SAE (JIC) 37° Flare</p>  <p>E-83</p>
<p>6FH3 Code 62 Flange to 37° Flare - 45° Elbow</p>  <p>E-83</p>	<p>6NH3 Code 62 Flange to 37° Flare - 90° Elbow</p>  <p>E-83</p>	 <p>Tube Adapters - 37° Flare to 37° Flare</p>	<p>39T3 Female Swivel - Male Flare</p>  <p>E-81</p>	<p>41T3 Female Swivel - Male Flare - 90° Long</p>  <p>E-81</p>	
 <p>Tube Adapters - Flange to Seal-Lok</p>	<p>4AJM Code 61 Flange - Male Seal-Lok - Straight</p>  <p>E-84</p>	<p>4FJM Code 61 Flange - Male Seal-Lok - 45° Elbow</p>  <p>E-84</p>	<p>4NJM Code 61 Flange - Male Seal-Lok - 90° Elbow</p>  <p>E-84</p>	<p>6AJM Code 62 Flange - Male Seal-Lok - Straight</p>  <p>E-85</p>	<p>6FJM Code 62 Flange - Male Seal-Lok - 45° Elbow</p>  <p>E-85</p>
<p>6NJM Code 62 Flange - Male Seal-Lok - 90° Elbow</p>  <p>E-85</p>					

FCS

Code 61/62 Flange Clamps, Split

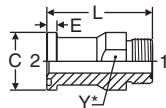


TUBE FITTING PART #	HOSE PRODUCTS PART #	HOSE PRODUCTS PART #	FLANGE SIZE (in.)	B (in.)	D (in.)	E (in.)	H (in.)	K DRILL DIA. (in.)	L (in.)	M (in.)	N (in.)	Y (in.)	MOUNTING HARDWARE	STANDARD Dynamic Pressure (x 1,000 PSI)	
														HHCS	S
CODE 61 FLANGE CLAMPS, SPLIT															
8FCS1	51H-8	5151HK-8	0.50	2.12	0.96	0.50	1.22	0.344	0.75	0.245	0.86	1.50	5/16-18 x 1.25	5.0	5.0
12FCS1	51H-12	5151HK-12	0.75	2.56	1.27	0.56	1.53	0.406	0.88	0.245	0.98	1.88	3/8-16 x 1.25	5.0	5.0
16FCS1	51H-16	5151HK-16	1.00	2.75	1.52	0.62	1.78	0.406	0.94	0.295	1.11	2.06	3/8-16 x 1.25	5.0	5.0
20FCS1	51H-20	5151HK-20	1.25	3.12	1.72	0.56	2.03	0.469	0.88	0.295	1.39	2.31	7/16-14 x 1.50	4.0	4.0
24FCS1	51H-24	5151HK-24	1.50	3.69	2.00	0.62	2.41	0.531	1.00	0.295	1.58	2.75	1/2-13 x 1.50	3.0	3.0
32FCS1	51H-32	5151HK-32	2.00	4.00	2.47	0.62	2.84	0.531	1.03	0.355	1.86	3.06	1/2-13 x 1.50	3.0	3.0
40FCS1	51H-40	5151HK-40	2.50	4.50	2.95	0.75	3.34	0.531	1.50	0.355	2.09	3.50	1/2-13 x 1.75	2.5	2.5
48FCS1	51H-48	5151HK-48	3.00	5.31	3.58	0.88	4.03	0.656	1.62	0.355	2.53	4.19	5/8-11 x 1.75	2.0	2.0
56FCS1	51H-56	5151HK-56	3.50	6.00	4.03	0.88	4.53	0.656	1.12	0.422	2.70	4.75	5/8-11 x 1.75	0.5	0.5
64FCS1	51H-64	5151HK-64	4.00	6.38	4.53	1.00	5.03	0.656	1.38	0.422	2.95	5.13	5/8-11 x 2.00	0.5	0.5
CODE 62 FLANGE CLAMPS, SPLIT															
12FCS2	HFH-12	HFHFHK-12	0.75	2.81	1.28	0.75	1.66	0.406	1.12	0.325	1.14	2.00	3/16-16 x 1.50	6.0	6.0
16FCS2	HFH-16	HFHFHK-16	1.00	3.19	1.53	0.94	1.91	0.469	1.31	0.355	1.33	2.25	7/16-14 x 1.75	6.0	6.0
20FCS2	HFH-20	HFHFHK-20	1.25	3.75	1.75	1.06	2.16	0.531	1.50	0.385	1.48	2.63	1/2-13 x 1.75	6.0	6.0
24FCS2	HFH-24	HFHFHK-24	1.50	4.44	2.03	1.19	2.53	0.656	1.69	0.475	1.83	3.13	5/8-11 x 2.25	6.0	6.0
32FCS2	HFH-32	HFHFHK-32	2.00	5.25	2.66	1.44	3.16	0.781	2.06	0.475	2.20	3.81	3/4-10 x 2.75	6.0	6.0

To order a flange clamp split kit, insert a "K" after the material designator in the Tube Fitting part number. The Kit includes two flange clamp halves, 4 HHCS bolts, 4 lock washers and an O-ring.

LOHQ1

Code 61 Flange Connector
Code 61 / ORFS

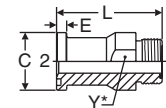


* Y – Across Wrench Flats

TUBE FITTING PART #	END SIZE		C (in.)	E (in.)	L (in.)	Y (in.)	STANDARD Dynamic Pressure (x 1,000 PSI)
	1 (in.)	2 Code 61					
12 LOHQ1	3/4	3/4	1.500	0.265	2.74	1 3/8	5.0
16 LOHQ1	1	1	1.750	0.315	2.81	1 5/8	5.0
20 LOHQ1	1 1/4	1 1/4	2.000	0.315	3.21	1 3/4	4.0
24 LOHQ1	1 1/2	1 1/2	2.375	0.315	3.29	2 1/8	3.0

LOHQ2

Code 62 Flange Connector
Code 62 / ORFS



* Y – Across Wrench Flats

TUBE FITTING PART #	END SIZE		C (in.)	E (in.)	L (in.)	Y (in.)	STANDARD Dynamic Pressure (x 1,000 PSI)
	1 (in.)	2 Code 62					
12 LOHQ2	3/4	3/4	1.625	0.345	3.02	1 3/8	6.0
12-16 LOHQ2	3/4	1	1.875	0.375	3.34	1 5/8	6.0
16 LOHQ2	1	1	1.875	0.375	3.36	1 5/8	6.0
20 LOHQ2	1 1/4	1 1/4	2.125	0.405	3.48	1 3/4	5.0
24 LOHQ2	1 1/2	1 1/2	2.500	0.495	4.14	2 1/8	4.5

Hose	A
Fittings 21 Series	B
Parkrimp Crimping Equipment	C
Hose Assembly Equipment	D
Adapters	E
Accessories	F
Appendices	G

Hose

A

Fittings
21 Series

B

Parkrimp
Crimping
Equipment

C

Hose
Assembly
Equipment

D

Adapters

E

Accessories

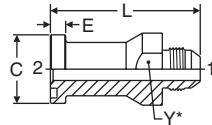
F

Appendices

G

XHQ1

Code 61 Flange Connector
Code 61 / 37° Flare

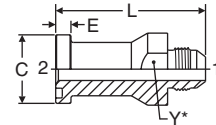


* Y – Across Wrench Flats

TUBE FITTING PART #	END SIZE		C (in.)	E (in.)	L (in.)	Y (in.)	STANDARD
	1	2					Dynamic Pressure (x 1,000 PSI)
	(in.)	Code 61					
12 XHQ1	3/4	3/4	1.500	0.265	2.77	1 3/8	5.0
16 XHQ1	1	1	1.750	0.315	2.91	1 5/8	5.0
20 XHQ1	1 1/4	1 1/4	2.000	0.315	3.36	1 7/8	4.0
24 XHQ1	1 1/2	1 1/2	2.375	0.315	3.57	2 1/8	3.0
32 XHQ1	2	2	2.812	0.375	4.04	2 5/8	3.0

XHQ2

Code 62 Flange Connector
Code 62 / 37° Flare

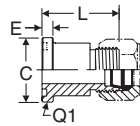


* Y – Across Wrench Flats

TUBE FITTING PART #	END SIZE		C (in.)	E (in.)	L (in.)	Y (in.)	STANDARD
	1	2					Dynamic Pressure (x 1,000 PSI)
	(in.)	Code 62					
12 XHQ2	3/4	3/4	1.625	0.345	3.08	1 3/8	5.0
16 XHQ2	1	1	1.875	0.375	3.43	1 5/8	5.0
20 XHQ2	1 1/4	1 1/4	2.125	0.405	3.60	1 7/8	4.0
24 XHQ2	1 1/2	1 1/2	2.500	0.495	4.34	2 1/8	3.0

BUHQ1

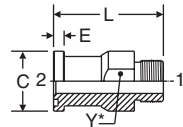
Code 61 Connector
Code 61 / Flareless



TUBE FITTING PART #	END SIZE		C (in.)	E (in.)	L (in.)	STANDARD
	1	2				Dynamic Pressure (x 1,000 PSI)
	(in.)	Code 61				
12 BUHQ1	3/4	3/4	1.500	0.265	1.82	5.0
16 BUHQ1	1	1	1.750	0.315	1.88	5.0
20 BUHQ1	1 1/4	1 1/4	2.000	0.315	1.82	4.0
24 BUHQ1	1 1/2	1 1/2	2.375	0.315	1.94	3.0
32 BUHQ1	2	2	2.812	0.375	1.97	3.0

F5OHQ1

Code 61 Connector
Code 61 / SAE-ORB

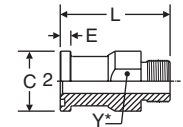


* Y – Across Wrench Flats

TUBE FITTING PART #	END SIZE		C (in.)	E (in.)	L (in.)	Y (in.)	STANDARD
	1	2					Dynamic Pressure (x 1,000 PSI)
	(in.)	Code 61					
12 F5OHQ1	3/4	3/4	1.500	0.265	2.63	1 3/8	5.0
16 F5OHQ1	1	1	1.750	0.315	2.73	1 5/8	4.5
20 F5OHQ1	1 1/4	1 1/4	2.000	0.315	3.13	1 7/8	4.0
24 F5OHQ1	1 1/2	1 1/2	2.375	0.315	3.22	2 1/8	3.0
32 F5OHQ1	2	2	2.812	0.375	3.49	2 3/4	3.0

F5OHQ2

Code 62 Connector
Code 62 / SAE-ORB

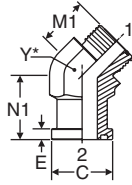


* Y – Across Wrench Flats

TUBE FITTING PART #	END SIZE		C (in.)	E (in.)	L (in.)	Y (in.)	STANDARD
	1	2					Dynamic Pressure (x 1,000 PSI)
	(in.)	Code 62					
12 F5OHQ2	3/4	3/4	1.625	0.345	3.08	1 3/8	6.0
16 F5OHQ2	1	1	1.875	0.375	3.25	1 5/8	5.5
20 F5OHQ2	1 1/4	1 1/4	2.125	0.405	3.37	1 7/8	4.5
24 F5OHQ2	1 1/2	1 1/2	2.500	0.495	3.99	2 1/8	4.0
32 F5OHQ2	2	2	3.125	0.495	4.86	2 3/4	3.0

LOVQ1

Code 61 Flange 45° Elbow
Code 61 / ORFS

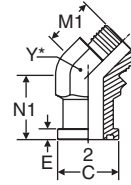


* Y – Across Wrench Flats

TUBE FITTING PART #	END SIZE		C (in.)	E (in.)	M1 (in.)	N1 (in.)	Y (in.)	STANDARD Dynamic Pressure (x 1,000 PSI)
	1 (in.)	2 (in.)						S
12 LOVQ1	3/4	3/4	1.500	0.265	1.20	1.58	1 7/16	5.0
16 LOVQ1	1	1	1.750	0.315	1.26	1.85	1 5/8	5.0
20 LOVQ1	1 1/4	1 1/4	2.000	0.315	1.29	2.40	1 7/8	4.0
24 LOVQ1	1 1/2	1 1/2	2.375	0.315	1.45	2.90	2 1/2	3.0

LOVQ2

Code 62 Flange 45° Elbow
Code 62 / ORFS

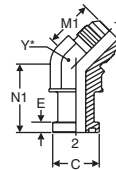


* Y – Across Wrench Flats

TUBE FITTING PART #	END SIZE		C (in.)	E (in.)	M1 (in.)	N1 (in.)	Y (in.)	STANDARD Dynamic Pressure (x 1,000 PSI)
	1 (in.)	2 (in.)						S
12 LOVQ2	3/4	3/4	1.625	0.345	1.20	1.83	1 7/16	6.0
16 LOVQ2	1	1	1.875	0.375	1.25	2.07	1 5/8	6.0
20 LOVQ2	1 1/4	1 1/4	2.125	0.405	1.29	2.40	1 7/8	5.0
24 LOVQ2	1 1/2	1 1/2	2.500	0.495	1.45	2.90	2 1/2	4.5

XVQ1

Code 61 Flange 45° Elbow
Code 61 / 37° Flare

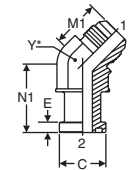


* Y – Across Wrench Flats

TUBE FITTING PART #	END SIZE		C (in.)	E (in.)	M1 (in.)	N1 (in.)	Y (in.)	STANDARD Dynamic Pressure (x 1,000 PSI)
	1 (in.)	2 (in.)						S
12 XVQ1	3/4	3/4	1.500	0.265	1.27	1.58	1 7/16	5.0
16 XVQ1	1	1	1.750	0.315	1.47	1.85	1 5/8	5.0
20 XVQ1	1 1/4	1 1/4	2.000	0.315	1.59	2.40	1 7/8	4.0
24 XVQ1	1 1/2	1 1/2	2.375	0.315	1.78	2.90	2 1/2	3.0
32 XVQ1	2	2	2.812	0.375	2.22	3.00	2 1/2	3.0

XVQ2

Code 62 Flange 45° Elbow
Code 62 / 37° Flare

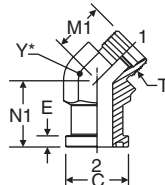


* Y – Across Wrench Flats

TUBE FITTING PART #	END SIZE		C (in.)	E (in.)	M1 (in.)	N1 (in.)	Y (in.)	STANDARD Dynamic Pressure (x 1,000 PSI)
	1 (in.)	2 (in.)						S
12 XVQ2	3/4	3/4	1.625	0.345	1.27	1.83	1 7/16	5.0
16 XVQ2	1	1	1.875	0.375	1.25	2.07	1 5/8	5.0
20 XVQ2	1 1/4	1 1/4	2.125	0.405	1.29	2.40	1 7/8	4.0
24 XVQ2	1 1/2	1 1/2	2.500	0.495	1.45	2.90	2 1/2	3.0

BUVQ1

Code 61 45° Elbow
Code 61 / Flareless



* Y – Across Wrench Flats

TUBE FITTING PART #	END SIZE		C (in.)	E (in.)	M1 (in.)	N1 (in.)	Y (in.)	STANDARD Dynamic Pressure (x 1,000 PSI)
	1 (in.)	2 (in.)						-S
12 BUVQ1	3/4	3/4	1.500	0.265	1.27	1.58	1 7/16	5.0
16 BUVQ1	1	1	1.750	0.315	1.36	1.85	1 5/8	5.0
20 BUVQ1	1 1/4	1 1/4	2.000	0.315	1.45	2.40	1 7/8	4.0
24 BUVQ1	1 1/2	1 1/2	2.375	0.315	1.52	2.90	2 1/2	3.0
32 BUVQ1	2	2	2.812	0.375	1.83	3.00	2 1/2	3.0

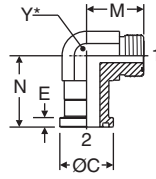


Hose	A
Fittings 21 Series	B
Parkrimp Crimping Equipment	C
Hose Assembly Equipment	D
Adapters	E
Accessories	F
Appendices	G

Hose
A

LOEQ1

Code 61 Flange 90° Elbow
Code 61 / ORFS

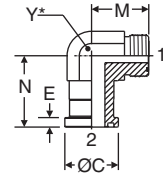


* Y – Across Wrench Flats

TUBE FITTING PART #	END SIZE		C (in.)	E (in.)	M (in.)	N (in.)	Y (in.)	STANDARD Dynamic Pressure (x 1,000 PSI)		
	1 (in.)	2 (in.)						S		
12 LOEQ1	3/4	3/4	1.500	0.265	1.95	1.81	1 3/16	5.0		
16 LOEQ1	1	1	1.750	0.315	2.05	2.13	1 7/16	5.0		
20 LOEQ1	1 1/4	1 1/4	2.000	0.315	2.22	2.26	1 5/8	4.0		
24 LOEQ1	1 1/2	1 1/2	2.375	0.315	2.54	2.64	2	3.0		

LOEQ2

Code 62 Flange 90° Elbow
Code 62 / ORFS



* Y – Across Wrench Flats

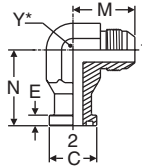
TUBE FITTING PART #	END SIZE		C (in.)	E (in.)	M (in.)	N (in.)	Y (in.)	STANDARD Dynamic Pressure (x 1,000 PSI)		
	1 (in.)	2 (in.)						S		
12 LOEQ2	3/4	3/4	1.625	0.345	2.01	2.01	1 3/16	6.0		
16 LOEQ2	1	1	1.875	0.375	2.17	2.42	1 7/16	6.0		
20 LOEQ2	1 1/4	1 1/4	2.125	0.405	2.50	2.68	1 5/8	5.0		
24 LOEQ2	1 1/2	1 1/2	2.500	0.495	2.87	3.13	2	4.5		

Fittings
21 Series
B

Parkrimp
Crimping
Equipment
C

XEQ1

Code 61 Flange 90° Elbow
Code 61 / 37° Flare

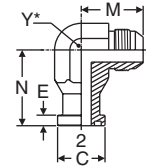


* Y – Across Wrench Flats

TUBE FITTING PART #	END SIZE		C (in.)	E (in.)	M (in.)	N (in.)	Y (in.)	STANDARD Dynamic Pressure (x 1,000 PSI)		
	1 (in.)	2 (in.)						-S	-SS	-B
12 XEQ1	3/4	3/4	1.500	0.265	1.91	1.81	1 3/16	5.0		
16 XEQ1	1	1	1.750	0.315	2.07	2.13	1 7/16	5.0		
20 XEQ1	1 1/4	1 1/4	2.000	0.315	2.26	2.26	1 5/8	4.0		
24 XEQ1	1 1/2	1 1/2	2.375	0.315	2.72	2.64	2	3.0		
32 XEQ1	2	2	2.812	0.375	3.06	4.25	2 1/2	3.0		

XEQ2

Code 62 Flange 90° Elbow
Code 62 / 37° Flare



* Y – Across Wrench Flats

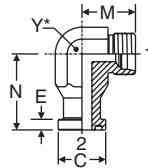
TUBE FITTING PART #	END SIZE		C (in.)	E (in.)	M (in.)	N (in.)	Y (in.)	STANDARD Dynamic Pressure (x 1,000 PSI)		
	1 (in.)	2 (in.)						-S	-SS	-B
12 XEQ2	3/4	3/4	1.625	0.345	1.97	2.04	1 3/16	5.0		
16 XEQ2	1	1	1.875	0.375	2.19	2.42	1 7/16	5.0		
20 XEQ2	1 1/4	1 1/4	2.125	0.405	2.56	2.68	1 5/8	4.0		
24 XEQ2	1 1/2	1 1/2	2.500	0.495	3.03	3.13	2	3.0		

Hose
Assembly
Equipment
D

Adapters
E

BUEQ1

Code 61 90° Elbow
Code 61 / Flareless



* Y – Across Wrench Flats

TUBE FITTING PART #	END SIZE		C (in.)	E (in.)	M (in.)	N (in.)	Y (in.)	STANDARD Dynamic Pressure (x 1,000 PSI)		
	1 (in.)	2 (in.)						-S	-SS	-B
12 BUEQ1	3/4	3/4	1.500	0.265	1.73	1.81	1 3/16	5.0		
16 BUEQ1	1	1	1.750	0.315	1.99	2.13	1 7/16	5.0		
20 BUEQ1	1 1/4	1 1/4	2.000	0.315	1.99	2.26	1 5/8	4.0		
24 BUEQ1	1 1/2	1 1/2	2.375	0.315	2.33	2.64	2	3.0		
32 BUEQ1	2	2	2.812	0.375	2.45	4.25	2 1/2	3.0		

Accessories
F

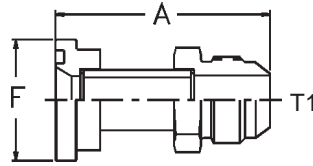
Appendices
G



Parker Tube Adapters permit the use of straight JIC 37° female swivels or Seal-Lok swivels to SAE Code 61 or Code 62 split flange ports; and straight JIC 37° female swivels to male JIC 37° flare adapters.

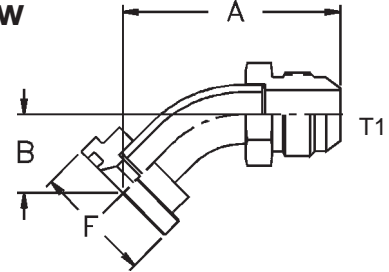
15T3 Straight

SAE (Code 61) Flange -
Male SAE (JIC) 37° Flare



17T3 - 45° Elbow

SAE (Code 61) Flange -
Male SAE (JIC) 37° Flare

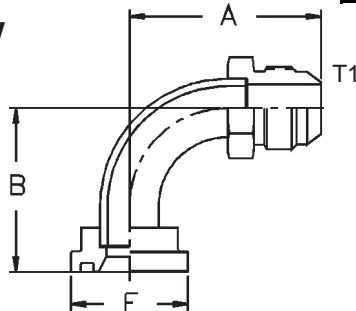


# Part Number (Steel)	Flange Size	Thread		A		F
		T1		inch	mm	inch
		Straight				
15T3-8-8	1/2	1/2	3/4x16	2.57	44	1-3/16
15T3-12-12	3/4	3/4	1-1/16x12	2.68	48	1-1/2
15T3-16-12	1	3/4	1-1/16x12	2.68	47	1-3/4
15T3-16-16	1	1	1-5/16x12	2.76	51	1-3/4
15T3-20-16	1-1/4	1	1-5/16x12	2.76	51	2
15T3-20-20	1-1/4	1-1/4	1-5/8x12	3.38	68	2
15T3-24-24	1-1/2	1-1/2	1-7/8x12	3.57	79	2-3/8
15T3-32-32	2	2	2-1/2x12	3.76	96	2-13/16

# Part Number	Flange	Thread		A		B		F
		T1		inch	mm	inch	mm	inch
		Straight						
17T3-8-8	1/2	1/2	3/4x16	2.54	65	0.78	20	1-3/16
17T3-12-12	3/4	3/4	1-1/16x12	2.76	70	1.00	25	1-1/2
17T3-16-12	1	3/4	1-1/16x12	2.76	70	1.00	25	1-3/4
17T3-16-16	1	1	1-5/16x12	2.99	76	1.06	27	1-3/4
17T3-20-16	1-1/4	1	1-5/16x12	2.99	76	1.06	27	2
17T3-20-20	1-1/4	1-1/4	1-5/8x12	3.22	82	1.12	28	2
17T3-24-20	1-1/2	1-1/4	1-5/8x12	3.26	83	1.17	30	2-3/8
17T3-24-24	1-1/2	1-1/2	1-7/8x12	3.43	87	1.12	28	2-3/8
17T3-32-32	2	2	2-1/2x12	4.02	102	1.25	32	2-13/16

19T3 - 90° Elbow

SAE (Code 61) Flange -
Male SAE (JIC) 37° Flare



# Part Number (Steel)	Flange Size	Thread		A		B		F
		T1		inch	mm	inch	mm	inch
		Straight						
19T3-8-8	1/2	1/2	3/4X16	1.92	49	1.62	41	1-3/16
19T3-12-12	3/4	3/4	1-1/16x12	2.46	62	2.12	54	1-1/2
19T3-16-12	1	3/4	1-1/16x12	2.46	62	2.12	54	1-3/4
19T3-20-12	1-1/4	3/4	1-1/16x12	2.46	62	2.12	54	2
19T3-16-16	1	1	1-5/16x12	2.79	71	2.37	60	1-3/4
19T3-20-16	1-1/4	1	1-5/8x12	2.79	71	2.37	60	2
19T3-24-16	1-1/2	1	1-5/8x12	2.79	71	2.44	62	2-3/8
19T3-20-20	1-1/4	1-1/4	1-5/8x12	3.12	79	2.50	64	2
19T3-24-20	1-1/2	1-1/4	1-5/8x12	3.12	79	2.56	65	2-3/8
19T3-20-24	1-1/4	1-1/2	1-7/8x12	3.48	88	2.69	68	2
19T3-24-24	1-1/2	1-1/2	1-7/8x12	3.48	88	2.75	70	2-3/8
19T3-32-24	2	1-1/2	1-7/8x12	3.48	88	2.75	70	2-13/16
19T3-32-32	2	2	2-1/2x12	5.61	142	4.50	114	2-13/16

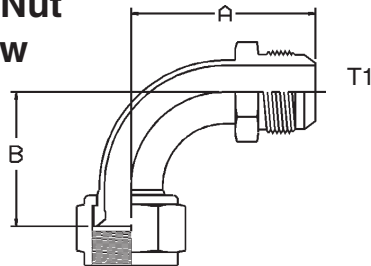
CAUTION: Do not use the T3 flange to tube or swivel nut to tube adapter in hose assembly applications in which pressures exceed the SAE100R2 working pressure range.

Hose
A
Fittings
21 Series
B
Parkrimp
Crimping
Equipment
C
Hose
Assembly
Equipment
D
Adapters
E
Accessories
F
Appendices
G

Hose
A

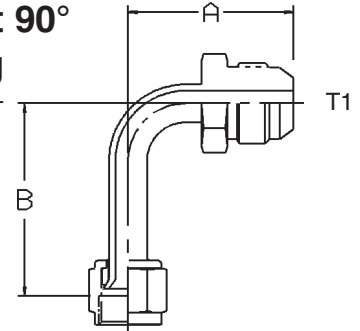
39T3 - Swivel Nut 90° Tube Elbow

Male SAE (JIC) 37°
Flare 2 Ends -
Female SAE (JIC) 37°
Swivel Branch



41T3 - Swivel Nut 90° Tube Elbow Long

Female SAE (JIC) 37° Swivel -
Male SAE (JIC) 37° Flare



Fittings
21 Series
B

# Part Number	Thread		A		B	
	T1		inch	mm	inch	mm
	Straight					
39T3-6-6	3/8	9/16x18	1.61	41	0.85	22
39T3-8-8	1/2	3/4x16	1.86	47	1.09	28
39T3-10-10	5/8	7/8x14	2.13	54	1.24	31
39T3-12-12	3/4	1-1/16x12	2.62	67	1.81	46
39T3-16-16	1	1-5/16x12	2.94	75	2.14	54
39T3-20-20	1-1/4	1-5/8x12	3.12	79	2.59	66

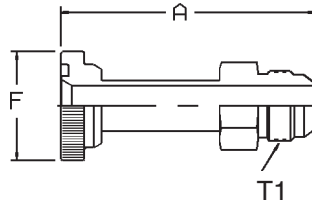
# Part Number	Thread		A		B	
	T1		inch	mm	inch	mm
	Straight					
41T3-8-8	1/2	3/4x16	1.94	49	2.43	62
41T3-10-10	5/8	7/8x14	2.20	56	2.57	65
41T3-12-12	3/4	1-1/16x12	2.50	64	3.74	95
41T3-16-16	1	1-5/16x12	2.79	71	4.23	107

CAUTION: Do not use the T3 flange to tube or swivel nut to tube adapter in hose assembly applications in which pressures exceed the SAE100R2 working pressure range.

Parkrimp
Crimping
Equipment
C

4AH3 - Straight

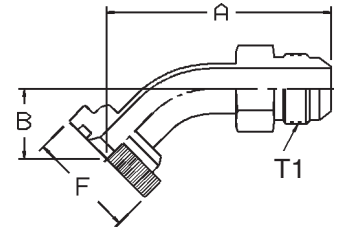
SAE Code 61-5000psi Flange
Male SAE (JIC) 37° Flare



Note: Sizes -12 and -16 do not have knurls.

4FH3 - 45° Elbow

SAE Code 61-5000psi Flange
Male SAE (JIC) 37° Flare



Note: Sizes -12 and -16 do not have knurls.

Hose
Assembly
Equipment
D

# Part Number	Flange Size	Thread		A		F
		T1		inch	mm	inch
		Straight				
4AH3-12-12	3/4	3/4	1-1/16x12	3.82	97	1-1/2
4AH3-16-16	1	1	1-5/16x12	4.09	104	1-3/4
4AH3-20-20	1-1/4	1-1/4	1-5/8x12	4.16	106	2
4AH3-24-24	1-1/2	1-1/2	1-7/8x12	4.97	126	2-3/8

# Part Number	Flange Size	Thread		A		B		F
		T1		inch	mm	inch	mm	inch
		Straight						
4FH3-12-12	3/4	3/4	1-1/16x12	3.39	86	1.06	27	1-1/2
4FH3-16-16	1	1	1-5/16x12	3.85	98	1.27	32	1-3/4
4FH3-20-20	1-1/4	1-1/4	1-5/8x12	4.22	107	1.36	35	2

Note: Use 51H Flange Halves for -12 and -16 sizes and 50H Flange Halves for -20 and -24 sizes for 5000psi working pressures.

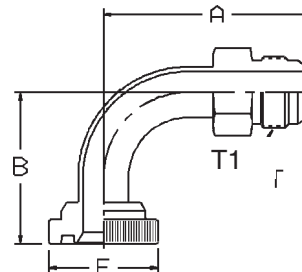
Note: Use 51H Flange Halves for -12 and -16 sizes and 50H Flange Halves for -20 and -24 sizes for 5000psi working pressures.

Adapters
E

4NH3 - 90° Elbow

SAE Code 61-5000psi Flange -
Male SAE (JIC) 37° Flare

Note: Sizes -12 and -16 do not have knurls.



Note: Use 51H Flange Halves for -12 and -16 sizes and 50H Flange Halves for -20 and -24 sizes for 5000psi working pressures.

Accessories
F

# Part Number	Flange	Thread		A		B		F
		T1		inch	mm	inch	mm	inch
		Straight						
4NH3-8-8	1/2	1/2	3/4x16	1.93	49	1.68	43	1-3/16
4NH3-12-12	3/4	3/4	1-1/16x12	3.07	78	2.24	57	1-1/2
4NH3-16-16	1	1	1-5/16x12	3.25	83	2.48	63	1-3/4
4NH3-20-20	1-1/4	1-1/4	1-5/8x12	4.68	119	2.99	76	2
4NH3-24-24	1-1/2	1-1/2	1-7/8x12	3.92	100	3.64	92	2-3/8

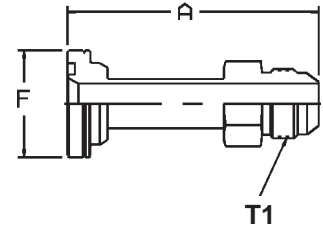
Appendices
G

6AH3 - Straight

SAE Code 62 Flange -
Male SAE (JIC) 37° Flare

# Part Number	Flange Size	T1		A		F
		Straight		inch	mm	inch
6AH3-12-12	3/4	3/4	1-1/16x12	3.82	97	1-5/8
6AH3-16-16	1	1	1-5/16x12	4.09	104	1-7/8
6AH3-20-20	1-1/4	1-1/4	1-5/8x12	4.16	106	2-1/8
6AH3-24-24	1-1/2	1-1/2	1-7/8x12	4.97	126	2-1/2

Note: Use High Pressure Flange Halves for 6000psi pressure (Code 62) applications.

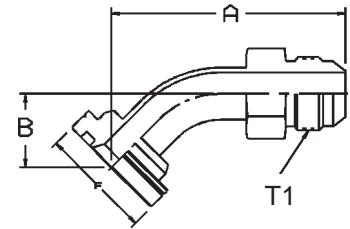


6FH3 - 45° Elbow

SAE Code 62 Flange -
Male SAE (JIC) 37° Flare

# Part Number	Flange	Thread		A		B		F
		T1		inch	mm	inch	mm	inch
6FH3-12-12	3/4	3/4	1-1/16x12	3.40	86	1.06	27	1-5/8
6FH3-16-16	1	1	1-5/16x12	3.85	98	1.28	33	1-7/8
6FH3-20-20	1-1/4	1-1/4	1-5/8x12	4.22	107	1.36	35	2-1/8
6FH3-24-24	1-1/2	1-1/2	1-7/8x12	5.13	130	1.71	43	2-1/2

Note: Use High Pressure Flange Halves for 6000psi pressure (Code 62) applications.

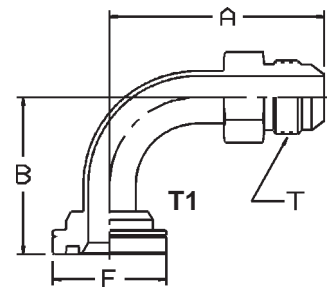


6NH3 - 90° Elbow

SAE Code 62 Flange -
Male SAE (JIC) 37° Flare

# Part Number	Flange	Thread		A		B		F
		T1		inch	mm	inch	mm	inch
6NH3-12-12	3/4	3/4	1-1/16x12	3.07	78	2.24	57	1-5/8
6NH3-16-16	1	1	1-5/16x12	3.58	91	2.81	71	1-7/8
6NH3-20-20	1-1/4	1-1/4	1-5/8x12	4.68	119	2.99	76	2-1/8
6NH3-24-24	1-1/2	1-1/2	1-7/8x12	3.92	100	3.64	92	2-1/2

Note: Use High Pressure Flange Halves for 6000psi pressure (Code 62) applications.



Hose	A
Fittings 21 Series	B
Parkrimp Crimping Equipment	C
Hose Assembly Equipment	D
Adapters	E
Accessories	F
Appendices	G

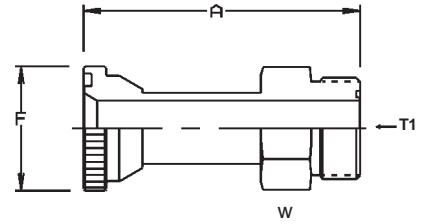
4AJM - Straight

Code 61 Flange - Male Seal-Lok - Straight

# Part Number	Flange Size		Thread		A		W	F
			T1					
	inch	Dash	Straight		inch	mm	inch	
4AJM-12-12	1x1/2	-12	1-3/16x12	-12	3.65	93	1-1/4	1x1/2
4AJM-16-16	1x3/4	-16	1-7/16x12	-16	3.90	99	1-1/2	1x3/4
4AJM-20-20	2	-20	1-11/16x12	-20	3.92	100	1-3/4	2

Note: 4AJM-20-20 must use 50H split flanges.

Note: Flange kits are listed in Section F.



Note: 4AJM is rated for 5000psi in -12 and -16 sizes and for 4000psi in -20.

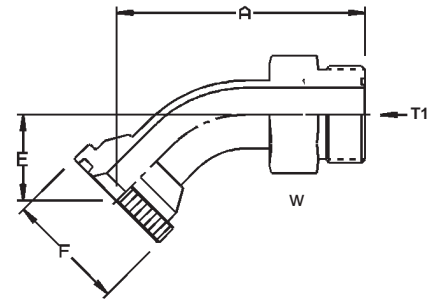
4FJM - 45° Elbow

Code 61 Flange - Male Seal-Lok - 45° Elbow

# Part Number	Flange Size		Thread		A		E		W	F
			T1		inch	mm	inch	mm		
	inch	Dash	Straight		inch	mm	inch	mm	inch	
4FJM-12-12	1x1/2	-12	1-3/16x12	-12	3.22	82	1.06	27	1-1/4	1x1/2
4FJM-16-16	1x3/4	-16	1-7/16x12	-16	3.64	92	1.27	33	1-1/2	1x3/4
4FJM-20-20	2	-20	1-11/16x12	-20	3.99	101	1.36	35	1-3/4	2

Note: 4FJM-20-20 must use 50H split flanges.

Note: Flange kits are listed in Section F.



Note: 4FJM is rated for 5000psi in -12 and -16 sizes and for 4000psi in -20.

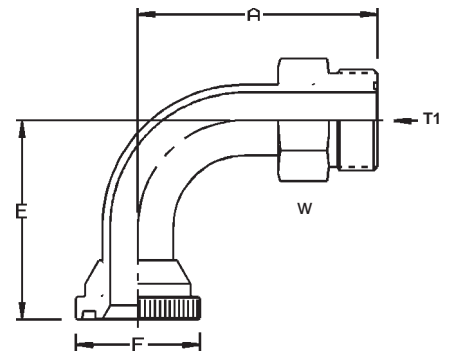
4NJM - 90° Elbow

Code 61 Flange - Male Seal-Lok - 90° Elbow

# Part Number	Flange Size		Thread		A		E		W	F
			T1		inch	mm	inch	mm		
	inch	Dash	Straight		inch	mm	inch	mm	inch	
4NJM-12-12	1x1/2	-12	1-3/16x12	-12	2.90	74	2.24	57	1-1/4	1x1/2
4NJM-16-16	1x3/4	-16	1-7/16x12	-16	3.38	86	2.81	71	1-1/2	1x3/4
4NJM-20-20	2	-20	1-11/16x12	-20	4.44	113	2.99	76	1-3/4	2

Note: 4NJM-20-20 must use 50H split flanges.

Note: Flange kits are listed in Section F.



Note: 4NJM is rated for 5000psi in -12 and -16 sizes and for 4000psi in -20.

Hose
A

Fittings
21 Series
B

Parkrimp
Crimping
Equipment
C

Hose
Assembly
Equipment
D

Adapters
E

Accessories
F

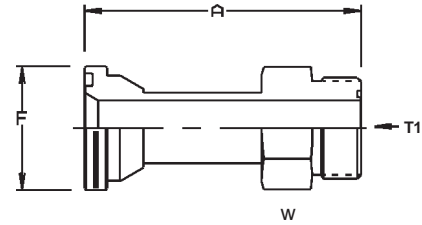
Appendices
G

6AJM - Straight

Code 62 Flange - Male Seal-Lok - Straight

# Part Number	Flange Size inch		Thread		A inch mm		W in	F inch
			T1					
			Straight					
6AJM-12-12	1x1/2	-12	1-3/16x12	-12	3.65	93	1x1/4	1-1/2
6AJM-16-16	1-7/16x12	-16	1-7/16x12	-16	3.90	99	1x1/2	1-3/4
6AJM-20-20	2-1/8	-20	1-11/16x12	-20	3.92	100	1x3/4	2

Note: Flange kits are listed in Section F.



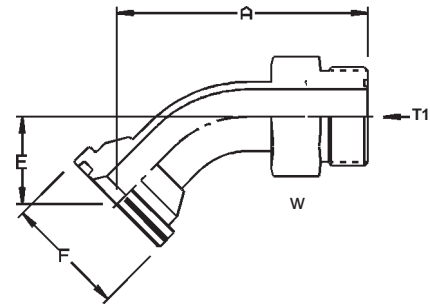
Note: 6AJM is rated for 6000psi in -12 and -16 sizes and for 4000psi in -20.

6FJM - 45° Elbow

Code 62 Flange - Male Seal-Lok - 45° Elbow

# Part Number	Flange Size inch Dash		Thread		A in mm		E in mm		W in	F inch
			T1							
			Straight							
6FJM-12-12	1x1/2	-12	1-3/16x12	-12	3.22	82	1.06	27	1x1/4	1-1/2
6FJM-16-16	1-7/16x12	-16	1-7/16x12	-16	3.64	92	1.27	33	1x1/2	1-3/4
6FJM-20-20	2-1/8	-20	1-11/16x12	-20	3.99	101	1.36	35	1x3/4	2

Note: Flange kits are listed in Section F.



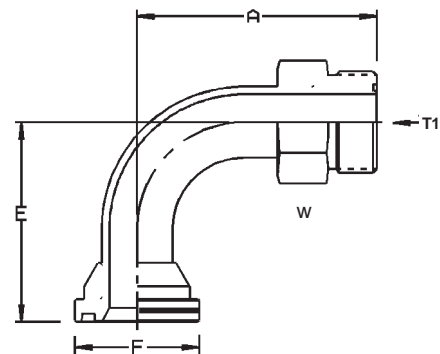
Note: 6FJM is rated for 6000psi in -12 and -16 sizes and for 4000psi in -20.

6NJM - 90° Elbow

Code 62 Flange - Male Seal-Lok - 90° Elbow

# Part Number	Flange Size inch Dash		Thread		A inch mm		E inch mm		W in	F inch
			T1							
			Straight							
6NJM-12-12	1x1/2	-12	1-3/16x12	-12	2.90	74	2.24	57	1x1/4	1-1/2
6NJM-16-16	1-7/16x12	-16	1-7/16x12	-16	3.38	86	2.81	71	1x1/2	1-3/4
6NJM-20-20	2-1/8	-20	1-11/16x12	-20	4.44	113	2.99	76	1x3/4	2

Note: Flange kits are listed in Section F.



Note: 6NJM is rated for 6000psi in -12 and -16 sizes and for 4000psi in -20.

Hose
A

Fittings
21 Series
B

Parkrimp
Crimping
Equipment
C

Hose
Assembly
Equipment
D

Adapters
E

Accessories
F

Appendices
G

Thread Guide

Size	NPTF Pipe Thread Size	SAE (JIC) 37° Flare Thread Size	SAE 45° Flare Thread Size	O-Ring Style Straight Thread Size	SAE Inverted Flare Thread Size	PTT 30° Flare Thread Size	SAE Flareless Thread Size	Seal-Lok Thread
2	1/8 - 27	5/16 - 24	5/16 - 24	5/16 - 24	-	-	5/16 - 24	-
3	-	3/8 - 24	3/8 - 24	3/8 - 24	-	-	3/8 - 24	-
4	1/4 - 18	7/16 - 20	7/16 - 20	7/16 - 20	7/16 - 24	-	7/16 - 20	9/16 - 18
5	-	1/2 - 20	1/2 - 20	1/2 - 20	1/2 - 20	-	1/2 - 20	-
6	3/8 - 18	9/16 - 18	5/8 - 18	9/16 - 18	5/8 - 18	-	9/16 - 18	11/16 - 16
8	1/2 - 14	3/4 - 16	3/4 - 16	3/4 - 16	3/4 - 18	-	3/4 - 16	13/16 - 16
10	-	7/8 - 14	7/8 - 14	7/8 - 14	7/8 - 18	-	7/8 - 14	1 - 14
12	3/4 - 14	1 1/16 - 12	1 1/16 - 14	1 1/16 - 12	-	-	1 1/16 - 12	1 3/16 - 12
14	-	1 3/16 - 12	-	1 3/16 - 12	-	-	1 3/16 - 12	-
16	1 - 11 1/2	1 5/16 - 12	-	1 5/16 - 12	-	1 5/16 - 14	1 5/16 - 12	1 7/16 - 12
20	1 1/4 - 11 1/2	1 5/8 - 12	-	1 5/8 - 12	-	1 5/8 - 14	1 5/8 - 12	1 11/16 - 12
24	1 1/2 - 11 1/2	1 7/8 - 12	-	1 7/8 - 12	-	1 7/8 - 14	1 7/8 - 12	2 - 12
32	2 - 11 1/2	2 1/2 - 12	-	2 1/2 - 12	-	2 1/2 - 12	2 1/2 - 12	-

Metric Thread Guide

Fitting Size	DIN "L" Swivel Female Thread Size	DIN "S" Swivel Female Thread Size	DIN "L" Male Stud Thread Size	DIN "S" Male Stud Thread Size	Male BSPP Thread Size	BSP Swivel Female Thread Size	French Swivel Female Gas Series	French Swivel Female Metric Series	French Male Stud Metric Series	French Male Stud Gas Series
4	-	-	-	-	1/4 x 19	1/4 x 19	-	-	-	-
6	M12 x 1,5	M14 x 1,5	M12 x 1,5	M14 x 1,5	3/8 x 19	3/8 x 19	-	M12 x 1	M12 x 1	-
8	M14 x 1,5	M16 x 1,5	M14 x 1,5	M16 x 1,5	1/2 x 14	1/2 x 14	-	M14 x 1,5	M14 x 1,5	-
10	M16 x 1,5	M18 x 1,5	M16 x 1,5	M18 x 1,5	5/8 x 14	5/8 x 14	-	M16 x 1,5	M16 x 1,5	-
12	M18 x 1,5	M20 x 1,5	M18 x 1,5	M20 x 1,5	3/4 x 14	3/4 x 14	-	M18 x 1,5	M18 x 1,5	-
-	-	-	-	-	-	-	M20 x 1,5	-	-	M20 x 1,5
14	-	M22 x 1,5	-	M22 x 1,5	-	-	-	M20 x 1,5	M20 x 1,5	-
15	M22 x 1,5	-	M22 x 1,5	-	-	-	-	M22 x 1,5	M22 x 1,5	-
16	-	M24 x 1,5	-	M24 x 1,5	1 x 11	1 x 11	-	M24 x 1,5	M24 x 1,5	-
-	-	-	-	-	-	-	M24 x 1,5	-	-	M24 x 1,5
18	M26 x 1,5	-	M26 x 1,5	-	-	-	-	M27 x 1,5	M27 x 1,5	-
20	-	M30 x 2	-	M30 x 2	1-1/4 x 11	1-1/4 x 11	-	M27 x 1,5	M27 x 1,5	-
-	-	-	-	-	-	-	M30 x 1,5	-	-	M30 x 1,5
22	M30 x 2	-	M30 x 2	-	-	-	-	M30 x 1,5	M30 x 1,5	-
25	-	M36 x 2	-	M36 x 2	1-1/2 x 11	1-1/2 x 11	-	M33 x 1,5	M33 x 1,5	-
-	-	-	-	-	-	-	M36 x 1,5	-	-	M36 x 1,5
28	M36 x 2	-	M36 x 2	-	-	-	-	M36 x 1,5	M36 x 1,5	-
30	-	M42 x 2	-	M42 x 2	2 x 11	2 x 11	-	M39 x 1,5	M39 x 1,5	-
33	-	-	-	-	-	-	M45 x 1,5	-	-	M45 x 1,5

